



Tölfræði um íslenska
fjarskiptamarkaðinn
Fyrri helmingur ársins 2017

Statistics on the Icelandic
Telecommunications Market
The first half of 2017



Efnisyfirlit - Table of Contents

Inngangur	4
Introduction	4
Helstu stærðir – Main indicators.....	5
Fastanet – Fixed network.....	6
Helstu stærðir á fastaneti / Main indicators in the fixed network.....	6
Áskrifendur með fastlínusíma / Subscribers with fixed network phone.....	7
Heildarfjöldi mínútna á fastaneti / Traffic in the fixed network	8
Fjöldi mínútna eftir fyrirtækjum / Traffic by companies.....	9
Símtöl til fastaneta / Calls to fixed networks	10
Símtöl til útlanda / Outgoing international calls	11
Símtöl til farsímaneta / Calls to mobile networks.....	12
Farsímanet – Mobile network.....	13
Helstu stærðir á farsímaneti / Main indicators in mobile networks	13
Heildarfjöldi áskrifta / Total subscriptions	14
Heildarfjöldi áskrifta með talþjónustu / Mobile voice subscriptions	15
Fastar áskriftir / Fixed subscriptions	16
Fyrirframgreidd símakort / Pre-paid phone cards	17
Virk símakort á farsímaneti / Active phone cards on mobile networks.....	18
Fjöldi mínútna úr farsímum / Minutes from mobile phones	19
Heildarfjöldi mínútna úr farsímum / Minutes from mobile phones	20
Fjöldi mínútna úr farsímum til fastaneta / Minutes to fixed networks.....	21
Fjöldi mínútna úr farsímum í farsíma / Minutes from mobile to mobile.....	22
Fjöldi mínútna úr farsímum til útlanda / Outgoing international calls	23
Fjöldi SMS og MMS / Number of SMS and MMS.....	24
Fjöldi áskrifta fyrir netið í símann / Voice and data subscriptions.....	25
Netþjónusta á farsímaneti / Data only subscriptions.....	26
Gagnamagn á farsímaneti / Data traffic over mobile networks.....	27
Gagnamagn á farsímaneti / Data traffic in mobile networks.....	28
Gagnamagn, netið í símann / Data traffic, voice and data.....	29
Gagnamagn, eingöngu gagnaáskrift / Data traffic, only data subscriptions	30
Internetið – Internet	31
Fjöldi internettenginga / Internet subscriptions.....	31
Internettengingar eftir fyrirtækjum / Internet connections by companies	32
Fjöldi xDSL internettenginga / xDSL subscriptions.....	33

Fjöldi ljósleiðara internettenginga / Fiber connections	34
Fjöldi xDSL og ljósleiðara internettenginga / xDSL and fiber connections	35
Fjöldi tenginga eftir niðurhalshraða / Internet download speeds	36
Fjöldi tenginga eftir upphalshraða / Internet by upload speeds.....	37
Heildarfjöldi áskrifenda með IPTV / IPTV subscriptions	38
Velta og fjárfesting – Revenue and Investment	39
Heildartekjur eftir fjarskiptastarfsemi / Income from telecommunication	39
Fjárfestingar eftir fjarskiptastarfsemi / Investment in telecommunication.....	40
Skráð fyrirtæki – Registered Operators	41

Inngangur

Póst- og fjarskiptastofnun hefur um árabíl gefið út skýrslur með tölfræðilegum upplýsingum um fjarskiptamarkaðinn á Íslandi. Hafa skýrslurnar verið unnar með sambærilegum hætti frá árinu 2006 upp úr upplýsingum frá fjarskiptafyrirtækjum. Frá árinu 2009 hafa þær verið gefnar út tvisvar á ári. Skýrslur fyrir fyrri helming hvers árs eru birtar á 4. ársfjórðungi og skýrslur fyrir heil ár eru birtar á fyrri hluta 2. ársfjórðungs.

Sú skýrsla sem hér birtist tekur til fyrri helminga áráanna 2015-2017. Er henni skipt upp í kafla þar sem fyrst er horft á fastanetið, síðan farsímanetið, internetið og að síðustu veltu og fjárfestingu á fjarskiptamarkaði.

Á [vef](#) Póst- og fjarskiptastofnunar má nálgast allar tölfræðiskýrslur stofnunarinnar ásamt töflum og myndum í Excel skjölum. Á vefnum er einnig að finna [mælaborð fjarskiptamarkaðarins](#). Þar er hægt að nálgast og vinna með valin gögn úr skýrslum Póst- og fjarskiptastofnunar á aðgengilegan og myndrænan hátt.

Introduction

The Post and Telecom Administration (PTA) has published a statistics report on the telecommunications market in Iceland since 2006 and twice a year since 2009. The reports are based on statistical information gathered by the Administration from registered telecommunications undertakings in the country. The reports for the first half of the year are published in the last quarter of the year and the reports on the whole year in the beginning of the second quarter.

This report shows statistics for the first half of the last three years from 2015 through 2017, and is divided into sections dedicated to fixed-line networks, mobile networks, Internet, and turnover and investments in the electronic communications market.

All PTA's statistics reports can be accessed on our [website](#) as well as the background data in Excel files. The website also provides a [Dashboard on the telecommunications market](#) where selected data from the statistics reports is put forward in an interactive and visual way, so that different elements can now be easily accessed and used.

Helstu stærðir – Main indicators

Helstu stærðir <i>Main indicators</i>	1.hl. 2016	1.hl. 2017	Breyting % Change %
Fastlínusími / <i>Fixed network phone</i>	134.382	132.669	-1,3%
- Þar af VoIP sími / <i>There of VoIP phone</i>	50.202	64.555	28,6%
Fjöldi mín. úr fastlínusíma / <i>Traffic in the fixed network, (1.000)</i>	177.363	144.975	-18,3%
Heildarfjöldi farsímaáskrifta / <i>Total mobile subscriptions</i>	436.021	457.567	4,9%
Áskriftir með talþjónustu / <i>Mobile voice only</i>	388.068	405.085	4,4%
Gagnaáskrift eingöngu / <i>Data only subscriptions</i>	47.953	52.482	9,4%
Samningsbundnar áskriftir / <i>Fixed subscriptions</i>	223.777	239.903	7,2%
Fyrirfram greidd símakort / <i>Pre-paid phone cards</i>	164.291	165.182	0,5%
Fjöldi mín. úr farsíma / <i>Traffic in the mobile network, (1.000)</i>	402.408	416.382	3,5%
Send SMS / <i>SMS sent from mobile, (1.000)</i>	89.720	85.790	-4,4%
Send MMS / <i>MMS sent from mobile, (1.000)</i>	1.456	1.804	23,9%
Netið í símann / <i>Voice and data subscriptions</i>	288.414	319.009	10,6%
Netþjónusta á farsímaneti / <i>Data only subscriptions</i>	47.953	52.482	9,4%
Gagnamagn á farsímaneti / <i>Data traffic in mobile networks, (GB)</i>	7.155.161	10.940.886	52,9%
Gagnamagn, netið í símann / <i>Data traffic, voice and data, (GB)</i>	3.046.840	5.811.346	90,7%
Netþjónusta á farsímaneti / <i>Data traffic, only data, (GB)</i>	4.108.321	5.129.540	24,9%
Fjöldi internettenginga / <i>Number of internet subscriptions</i>	124.955	130.131	4,1%
Ljósleiðari / <i>Fiber</i>	37.369	49.602	32,7%
xDSL	86.705	79.521	-8,3%
IP sjónvarp / <i>IP-TV</i>	97.929	103.205	5,4%
Heildartekjur / <i>Total income from telecommunication</i>	27.667	27.546	-0,4%
Fjárfesting / <i>Investment in the telecommunication</i>	3.598	4.679	30,0%

Fastanet – Fixed network

Helstu stærðir á fastaneti / Main indicators in the fixed network

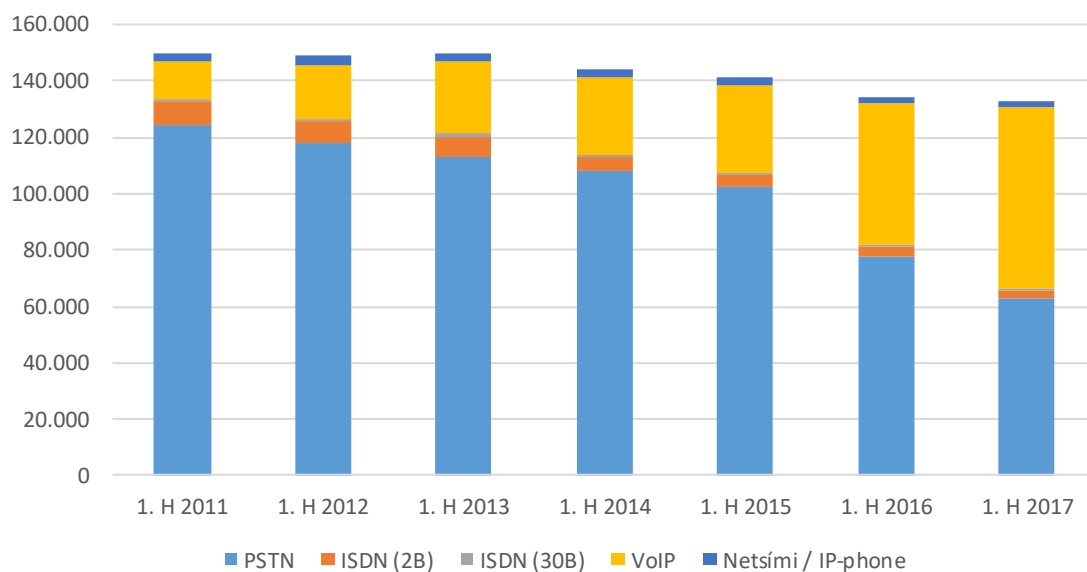
Tafla 1. Helstu stærðir á fastaneti

Table 1. Main indicators in the fixed network

	1.hl. 2015	1.hl. 2016	1.hl. 2017
PSTN aðgangslínur / PSTN subscribers lines	113.408	106.031	99.624
ISDN línur (2B) / ISDN (2B) subscribers lines	4.143	3.507	2.841
ISDN línur (30B) / ISDN (30B) subscribers lines	512	459	477
Netsími (49X-XXXX) / IP phone	2.963	2.482	1.947
VoIP sími / VoIP phone	31.275	50.202	64.555
Almenningssímar / Public phones	4	0	0
(1.000 mínútur / minutes)			
Símtöl úr fastlínusíma / Calls from fixed networks	198.484	177.363	144.975
Símtöl til fastaneta / Calls to fixed networks	148.316	128.774	100.762
Símtöl til útlanda / Outgoing international calls	5.821	5.285	4.068
Símtöl til farsímaneta / Calls to mobile networks	44.320	43.288	40.141
Símtöl á internetið / Calls to the internet	26	16	5

Mynd 1. Heildarfjöldi áskrifenda með fastlínusíma

Picture 1. Total subscribers with fixed network phone



Fastanet – Fixed network

Áskrifendur með fastlínusíma / Subscribers with fixed network phone

Tafla 2. Heildarfjöldi áskrifenda með fastlínusíma*

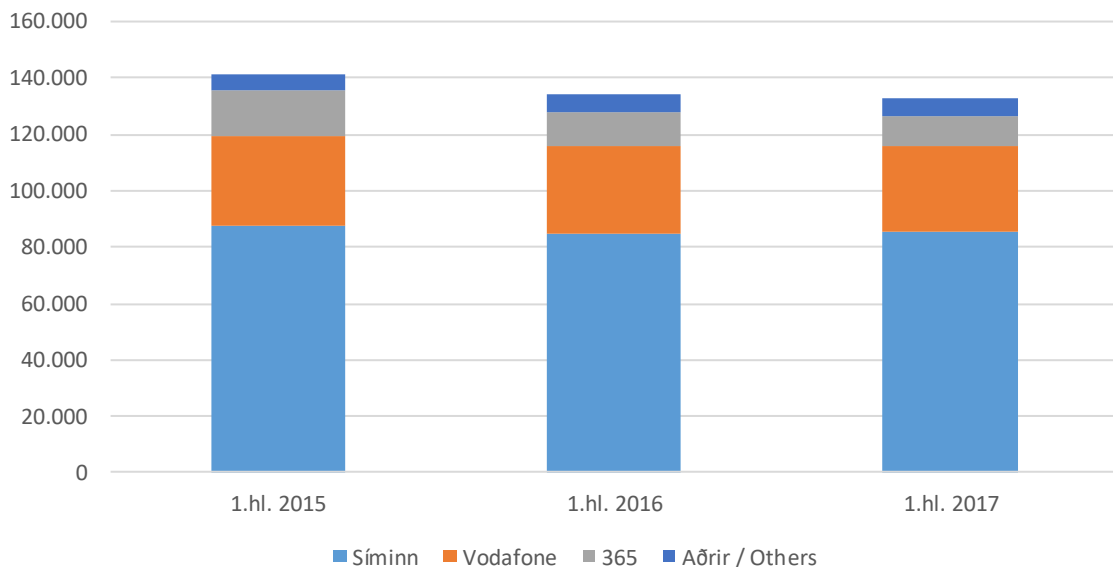
Table 2. Total subscribers with fixed network phone*

Í lok tímabils / End of	Fjöldi Number			Markaðshlutdeild Market share		
	1.hl. 2015	1.hl. 2016	1.hl. 2017	1.hl. 2015	1.hl. 2016	1.hl. 2017
Samtals / Total	141.650	134.382	132.669	100,0%	100,0%	100,0%
- Heimili / Private	100.755	95.451	88.753	71,1%	71,0%	66,9%
- Fyrirtæki / Business	40.895	38.931	43.916	28,9%	29,0%	33,1%
- Síminn	87.699	84.767	85.603	61,9%	63,1%	64,5%
- Vodafone	31.688	31.023	30.438	22,4%	23,1%	22,9%
- 365	16.282	12.066	10.383	11,5%	9,0%	7,8%
- Aðrir / Others	5.981	6.526	6.245	4,2%	4,9%	4,7%

* PSTN, ISDN, VoIP og Netsími. * PSTN, ISDN, VoIP and IP-telephone.

Mynd 2. Heildarfjöldi áskrifenda eftir fyrirtækjum

Picture 2. Total number of subscribers by companies



Fastanet – Fixed network

Heildarfjöldi mínútna á fastaneti / Traffic in the fixed network

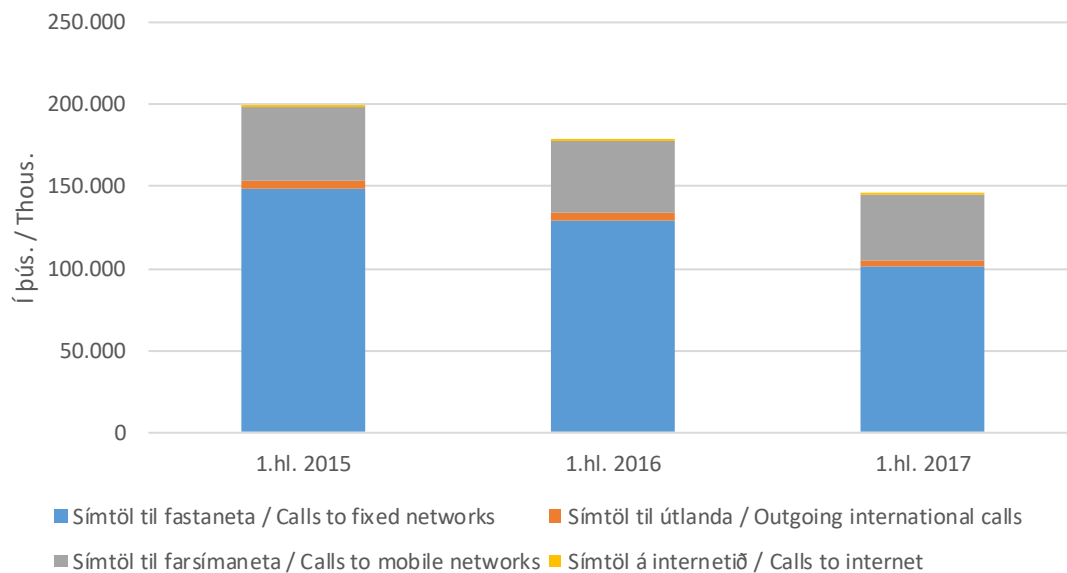
Tafla 3. Heildarfjöldi mínútna á fastaneti

Table 3. Total traffic in the fixed network

	Fjöldi Number		
	1.hl. 2015	1.hl. 2016	1.hl. 2017
(1.000 mínútur / minutes)			
Samtals / Total	198.484	177.363	144.975
- Símtöl til fastaneta / Calls to fixed networks	148.316	128.774	100.762
- Símtöl til útlanda / Outgoing international calls	5.821	5.285	4.068
- Símtöl til farsímaneta / Calls to mobile networks	44.320	43.288	40.141
- Símtöl á internetið / Calls to internet	26	16	5

Mynd 3. Heildarfjöldi mínútna á fastaneti

Picture 3. Total traffic in the fixed network



Fastanet – Fixed network

Fjöldi mínútna eftir fyrirtækjum / Traffic by companies

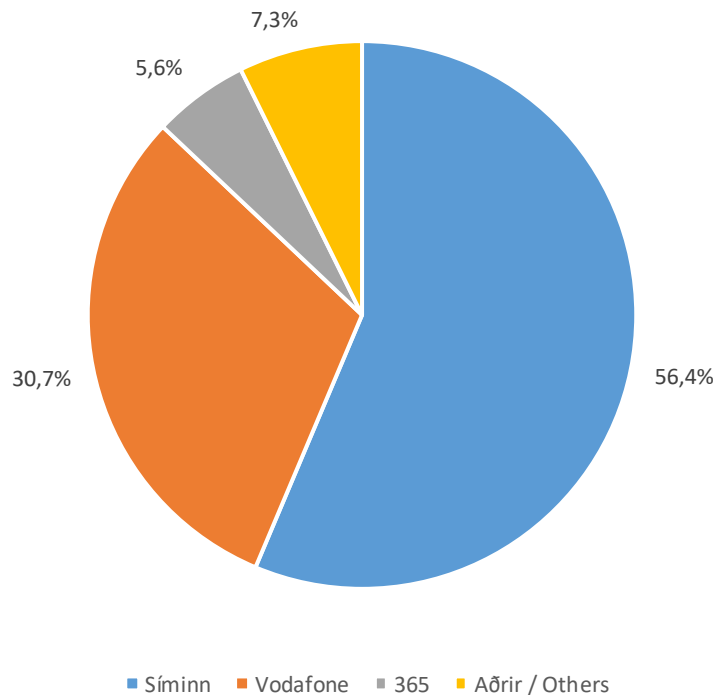
Tafla 4. Heildarfjöldi mínútna á fastaneti

Table 4. Total traffic in the fixed network

	Fjöldi Number			Markaðshlutdeild Market share		
	1.hl. 2015	1.hl. 2016	1.hl. 2017	1.hl. 2015	1.hl. 2016	1.hl. 2017
(1.000 mínútur / minutes)						
Samtals / Total	198.484	177.363	144.975	100,0%	100,0%	100,0%
- Heimili / Private	122.826	105.230	79.636	61,9%	59,3%	54,9%
- Fyrirtæki / Business	75.658	72.133	65.340	38,1%	40,7%	45,1%
- Síminn	116.388	100.842	81.696	58,6%	56,9%	56,4%
- Vodafone	58.131	52.560	44.516	29,3%	29,6%	30,7%
- 365	10.856	11.876	8.182	5,5%	6,7%	5,6%
- Aðrir / Others	13.109	12.085	10.581	6,6%	6,8%	7,3%

Mynd 4. Markaðshlutdeild skipt eftir fyrirtækjum

Picture 4. Market share by companies



Fastanet – Fixed network

Símtöl til fastaneta / Calls to fixed networks

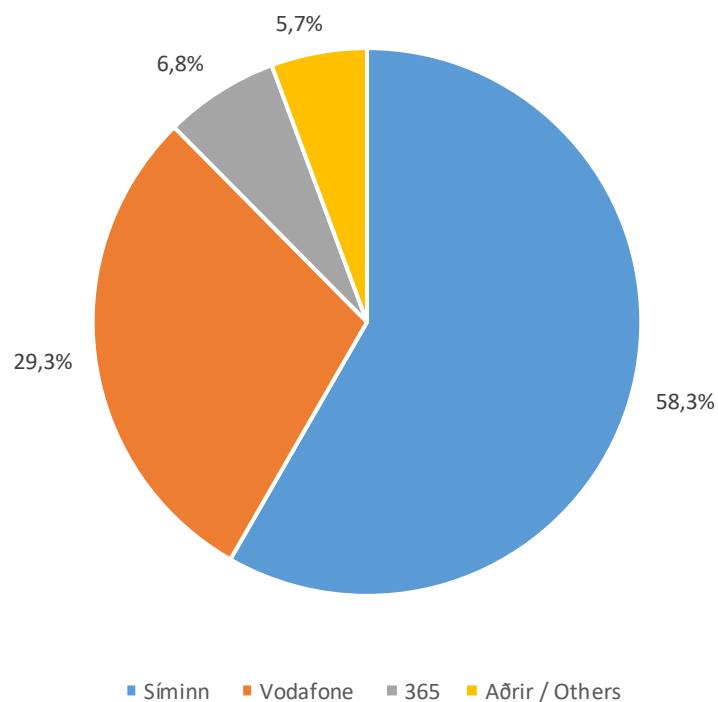
Tafla 5. Símtöl til fastaneta

Table 5. Calls to fixed networks

	Fjöldi Number			Markaðshlutdeild Market share		
	1.hl. 2015	1.hl. 2016	1.hl. 2017	1.hl. 2015	1.hl. 2016	1.hl. 2017
(1.000 mínútur / minutes)						
Samtals / Total	148.316	128.774	100.762	100,0%	100,0%	100,0%
- Heimili / Private	102.099	85.358	62.627	68,8%	66,3%	62,2%
- Fyrirtæki / Business	46.218	43.415	38.135	31,2%	33,7%	37,8%
- Síminn	90.137	75.233	58.746	60,8%	58,4%	58,3%
- Vodafone	41.189	36.399	29.513	27,8%	28,3%	29,3%
- 365	8.576	10.291	6.809	5,8%	8,0%	6,8%
- Aðrir / Others	8.414	6.850	5.694	5,7%	5,3%	5,7%

Mynd 5. Markaðshlutdeild skipt eftir fyrirtækjum

Picture 5. Market share by companies



Fastanet – Fixed network

Símtöl til útlanda / Outgoing international calls

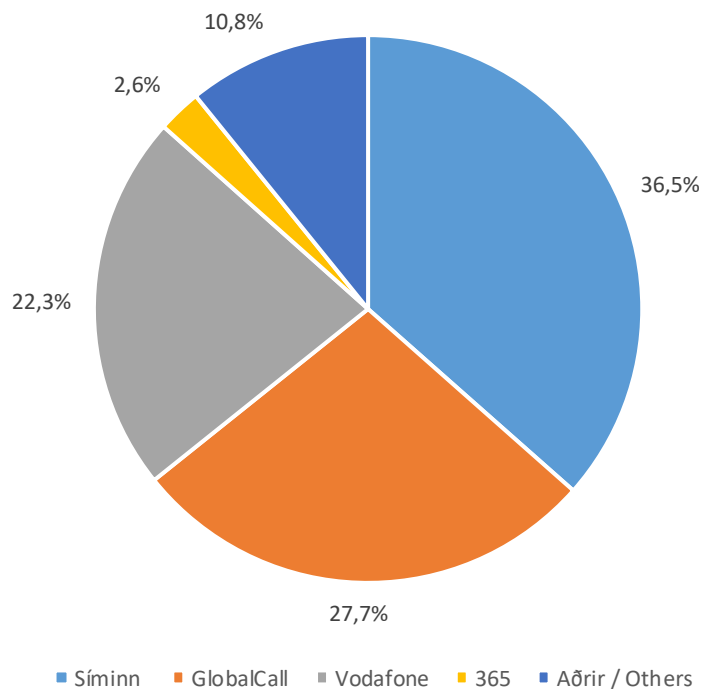
Tafla 6. Símtöl til útlanda

Table 6. Outgoing international calls

	Fjöldi Number			Markaðshlutdeild Market share		
	1.hl. 2015	1.hl. 2016	1.hl. 2017	1.hl. 2015	1.hl. 2016	1.hl. 2017
(1.000 mínútur / minutes)						
Samtals / Total	5.821	5.285	4.068	100,0%	100,0%	100,0%
- Heimili / Private	4.278	3.715	2.623	73,5%	70,3%	64,5%
- Fyrirtæki / Business	1.543	1.571	1.445	26,5%	29,7%	35,5%
- Síminn	2.199	1.837	1.486	37,8%	34,8%	36,5%
- GlobalCall	1.675	1.722	1.128	28,8%	32,6%	27,7%
- Vodafone	1.088	979	909	18,7%	18,5%	22,3%
- 365	476	289	105	8,2%	5,5%	2,6%
- Aðrir / Others	383	458	440	6,6%	8,7%	10,8%

Mynd 6. Markaðshlutdeild skipt eftir fyrirtækjum

Picture 6. Market share by companies



Fastanet – Fixed network

Símtöl til farsímaneta / Calls to mobile networks

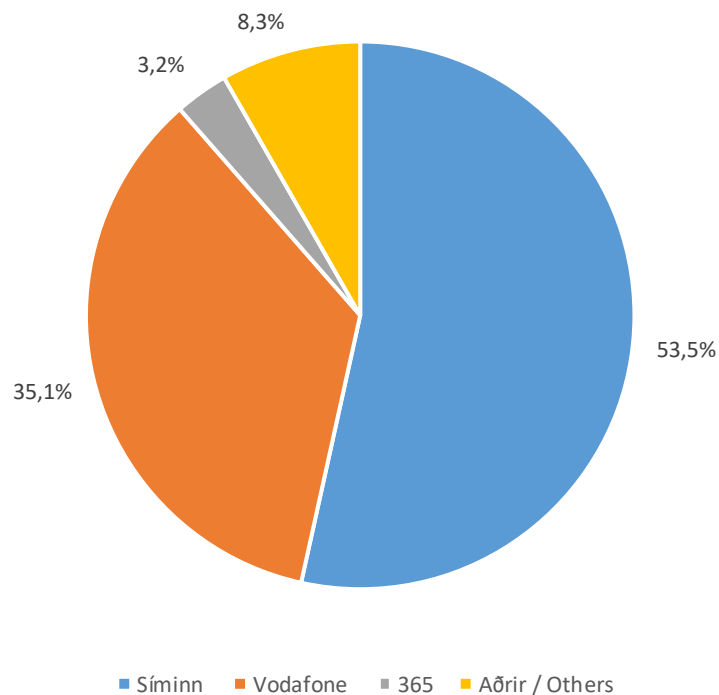
Tafla 7. Símtöl til farsímaneta

Table 7. Calls to mobile networks

	Fjöldi Number			Markaðshlutdeild Market share		
	1.hl. 2015	1.hl. 2016	1.hl. 2017	1.hl. 2015	1.hl. 2016	1.hl. 2017
(1.000 mínútur / minutes)						
Samtals / Total	44.320	43.288	40.141	100,0%	100,0%	100,0%
- Heimili / Private	16.423	16.141	14.382	37,1%	37,3%	35,8%
- Fyrirtæki / Business	27.897	27.147	25.759	62,9%	62,7%	64,2%
- Síminn	24.025	23.756	21.459	54,2%	54,9%	53,5%
- Vodafone	15.855	15.182	14.093	35,8%	35,1%	35,1%
- 365	1.804	1.296	1.268	4,1%	3,0%	3,2%
- Aðrir / Others	2.636	3.055	3.320	5,9%	7,1%	8,3%

Mynd 7. Markaðshlutdeild skipt eftir fyrirtækjum

Picture 7. Market share by companies



Farsímanet – Mobile network

Helstu stærðir á farsímaneti / Main indicators in mobile networks

Tafla 8. Helstu stærðir á farsímaneti

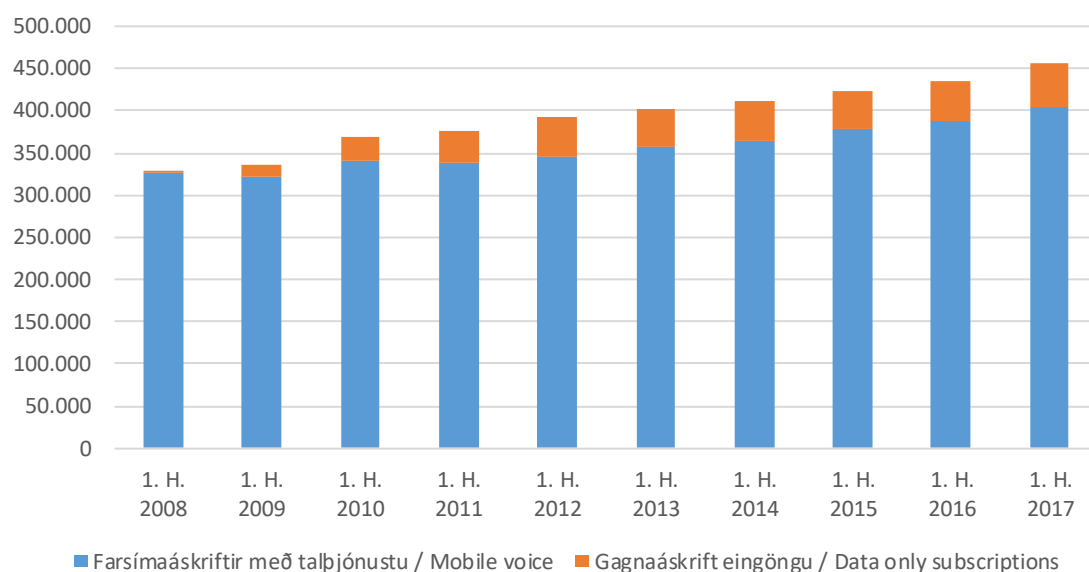
Table 8. Main indicators in mobile networks

	1.hl. 2015	1.hl. 2016	1.hl. 2017
Heildarfjöldi farsíma áskrifta / Total mobile subscriptions	423.544	436.021	457.567
Farsímaáskriftir með talþjónustu / Mobile voice	378.629	388.068	405.085
Gagnaáskrift eingöngu / Data only subscriptions	44.915	47.953	52.482
Fjöldi TÍT* áskrifta / Number of M2M* subscriptions	20.659	23.337	26.405
(1.000 mínútur / minutes)			
Fjöldi mínútna úr farsímum / Total minutes from mobile	394.043	402.408	416.382
(1.000 símtöl / calls)			
Fjöldi símtala úr farsímum / Total calls from mobile	165.459	163.827	161.935
(1.000 skilaboð / Messages)			
SMS skeyti send úr farsímum / SMS sent from mobile	100.088	89.720	85.742
MMS skeyti send úr farsímum / MMS sent from mobile	1.480	1.456	1.770

*TÍT=Tæki í tæki / *M2M=Machine to Machine

Mynd 8. Heildarfjöldi farsímaáskrifta

Picture 8. Total mobile subscriptions



Farsímanet - Mobile network

Heildarfjöldi áskrifta / Total subscriptions

Tafla 9. Heildarfjöldi áskrifta*

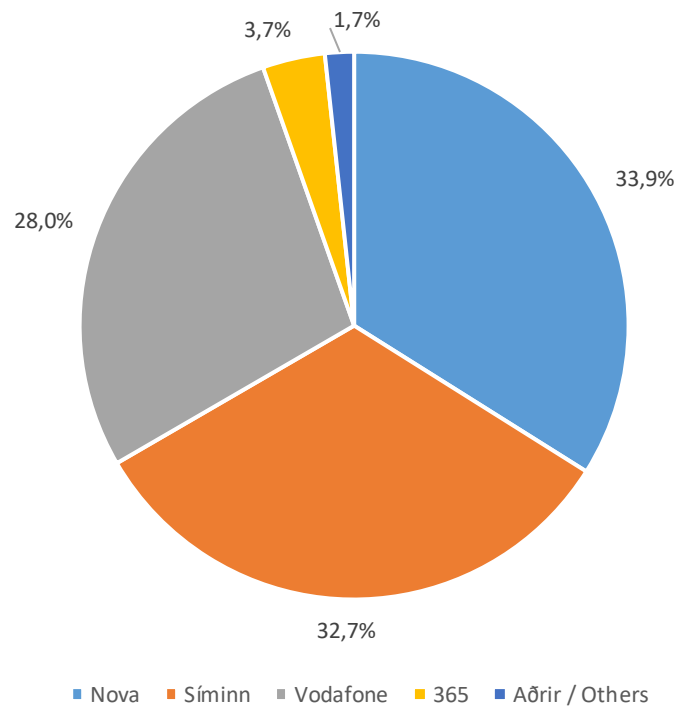
Table 9. Total subscriptions*

Í lok tímabils / End of	Fjöldi áskrifta Total subscriptions			Markaðshlutdeild Market share		
	1.hl. 2015	1.hl. 2016	1.hl. 2017	1.hl. 2015	1.hl. 2016	1.hl. 2017
Samtals / Total	423.544	436.021	457.567	100,0%	100,0%	100,0%
- Nova	141.594	149.850	155.303	33,4%	34,4%	33,9%
- Síminn	149.588	147.126	149.544	35,3%	33,7%	32,7%
- Vodafone	113.587	119.688	128.073	26,8%	27,5%	28,0%
- 365	15.496	16.335	16.839	3,7%	3,7%	3,7%
- Aðrir / Others	3.279	3.022	7.808	0,8%	0,7%	1,7%

*Áskriftir fyrir tal og netþjónustu (netlyklar) á farneti. / *Standard voice subscriptions and data only (PC-card).

Mynd 9. Markaðshlutdeild skipt eftir fyrirtækjum

Picture 9. Market share by companies



Farsímanet - Mobile network

Heildarfjöldi áskrifta með talþjónustu / Mobile voice subscriptions

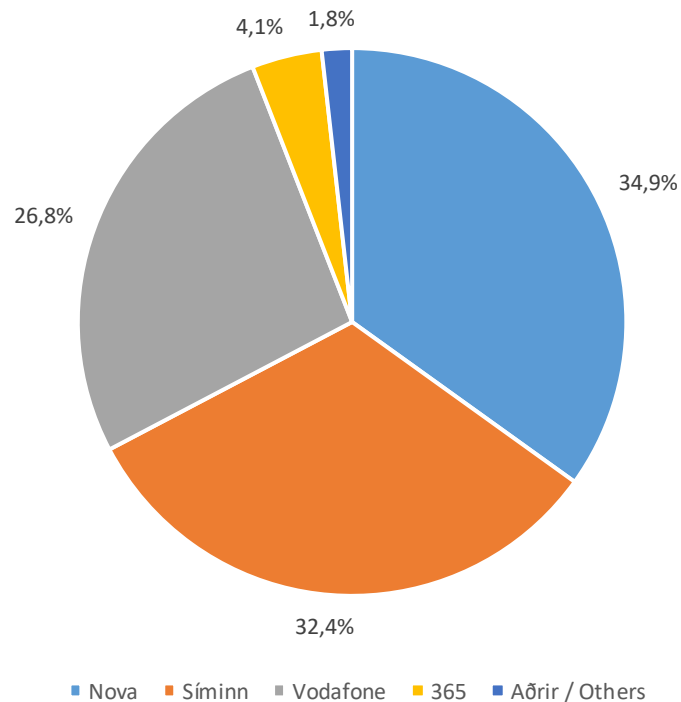
Tafla 10. Fjöldi áskrifta með talþjónustu

Table 10. Mobile voice subscriptions

Í lok tímabils / End of	Fjöldi áskrifta Total subscriptions			Markaðshlutdeild Market share		
	1.hl. 2015	1.hl. 2016	1.hl. 2017	1.hl. 2015	1.hl. 2016	1.hl. 2017
Samtals / Total	378.629	388.068	405.085	100,0%	100,0%	100,0%
- Nova	128.161	136.559	141.471	33,8%	35,2%	34,9%
- Síminn	130.880	129.636	131.117	34,6%	33,4%	32,4%
- Vodafone	101.283	103.127	108.550	26,7%	26,6%	26,8%
- 365	15.109	15.808	16.752	4,0%	4,1%	4,1%
- Aðrir / Others	3.196	2.938	7.195	0,8%	0,8%	1,8%

Mynd 10. Markaðshlutdeild skipt eftir fyrirtækjum

Picture 10. Market share by companies



Farsímanet - Mobile network

Fastar áskriftir / Fixed subscriptions

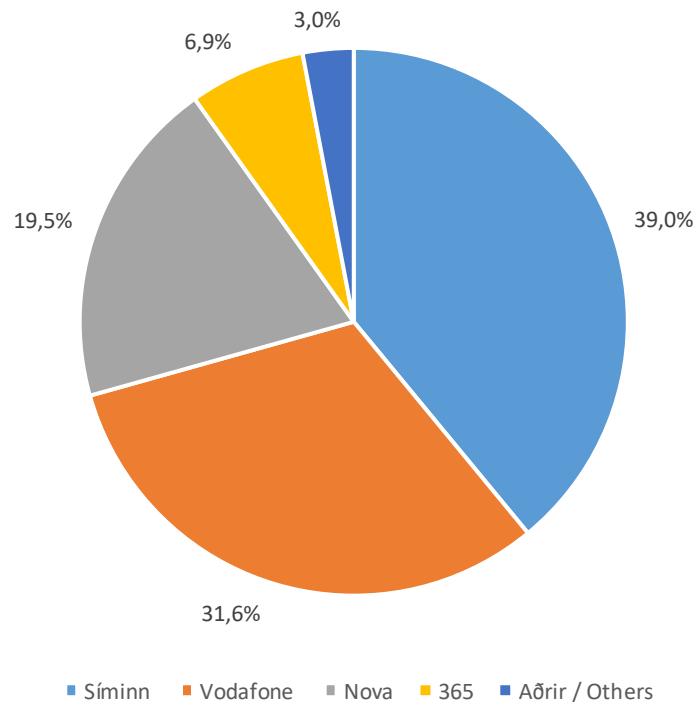
Tafla 11. Fastar áskriftir

Table 11. Fixed subscriptions

Í lok tímabils / End of	Fastar áskriftir Fixed subscriptions			Markaðshlutdeild Market share		
	1.hl. 2015	1.hl. 2016	1.hl. 2017	1.hl. 2015	1.hl. 2016	1.hl. 2017
Samtals / Total	216.816	223.777	239.903	100,0%	100,0%	100,0%
- Síminn	93.986	92.751	93.638	43,3%	41,4%	39,0%
- Vodafone	69.032	69.828	75.857	31,8%	31,2%	31,6%
- Nova	38.178	43.421	46.759	17,6%	19,4%	19,5%
- 365	12.787	14.900	16.454	5,9%	6,7%	6,9%
- Aðrir / Others	2.833	2.877	7.195	1,3%	1,3%	3,0%

Mynd 11. Markaðshlutdeild skipt eftir fyrirtækjum

Picture 11. Market share by companies



Farsímanet - Mobile network

Fyrirframgreidd símakort / Pre-paid phone cards

Tafla 12. Fyrirframgreidd símakort*

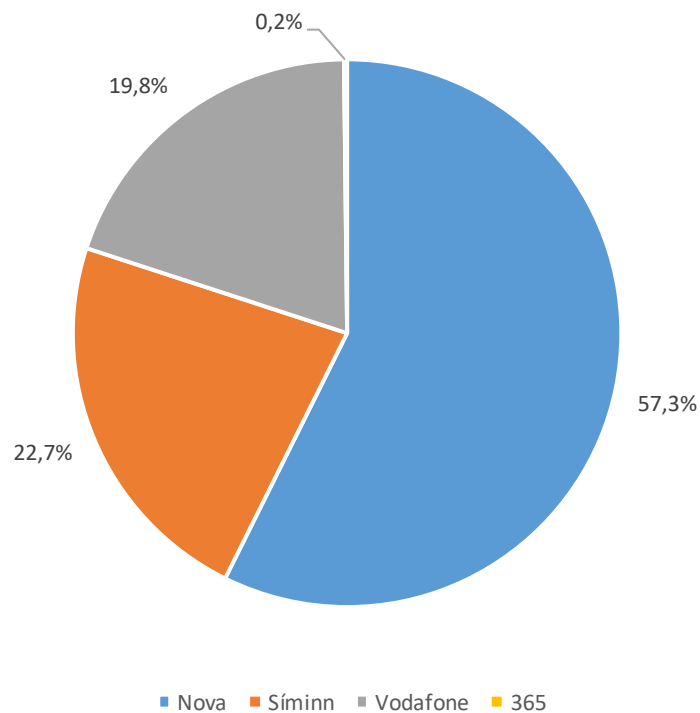
Table 12. Pre-paid phone cards*

Í lok tímabils / End of	Fyrirframgreidd símakort Pre-paid phone cards			Markaðshlutdeild Market share		
	1.hl. 2015	1.hl. 2016	1.hl. 2017	1.hl. 2015	1.hl. 2016	1.hl. 2017
Samtals / Total	161.813	164.291	165.182	100,0%	100,0%	100,0%
- Nova	89.983	93.138	94.712	55,6%	56,7%	57,3%
- Síminn	36.894	36.885	37.479	22,8%	22,5%	22,7%
- Vodafone	32.251	33.299	32.693	19,9%	20,3%	19,8%
- 365	2.322	908	298	1,4%	0,6%	0,2%
- Aðrir / Others	363	61	...	0,2%	0,0%	...

*Virk síðustu 3 mánuði. / *Active in the last 3 months.

Mynd 12. Markaðshlutdeild skipt eftir fyrirtækjum

Picture 12. Market share by companies



Farsímanet - Mobile network

Virk símakort á farsímaneti / Active phone cards on mobile networks

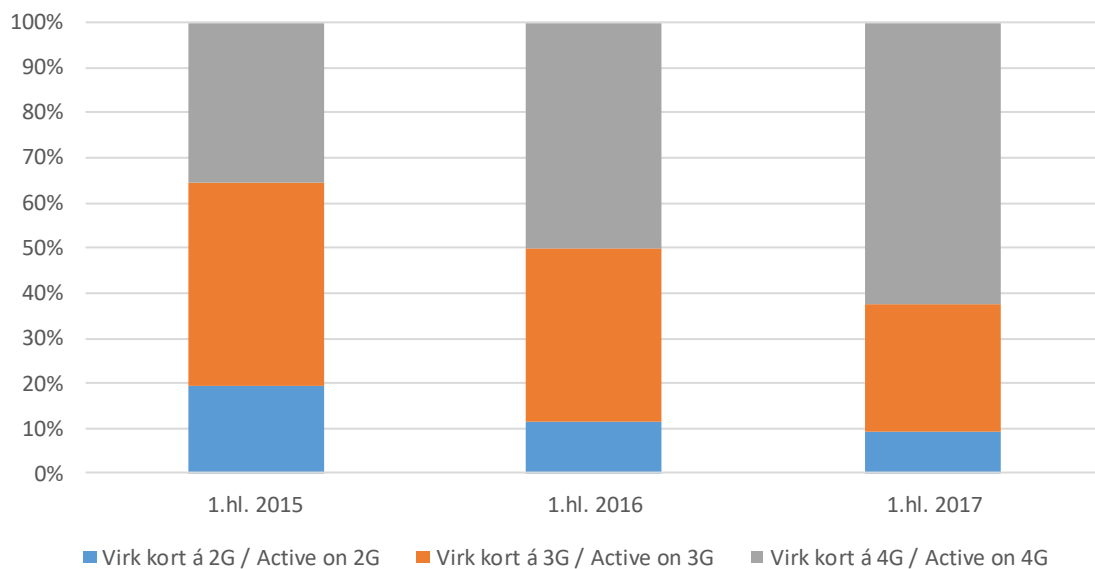
Tafla 13. Fjöldi virkra símakorta á farsímaneti

Table 13. Number of active phone cards on mobile networks

	Fjöldi virkra símakorta Active phone cards			Markaðshlutdeild Market share		
	1.hl. 2015	1.hl. 2016	1.hl. 2017	1.hl. 2015	1.hl. 2016	1.hl. 2017
Samtals / Total	423.544	435.944	457.090	100,0%	100,0%	100,0%
- Virk 2G / Active 2G	81.842	50.307	42.695	19,3%	11,5%	9,3%
- Virk 3G / Active 3G	190.828	167.614	128.364	45,1%	38,4%	28,1%
- Virk 4G / Active 4G	150.874	218.023	286.031	35,6%	50,0%	62,6%

Mynd 13. Hlutdeild skipt eftir tegund

Picture 13. Share by type



Farsímanet - Mobile network

Fjöldi mínútna úr farsímum / Minutes from mobile phones

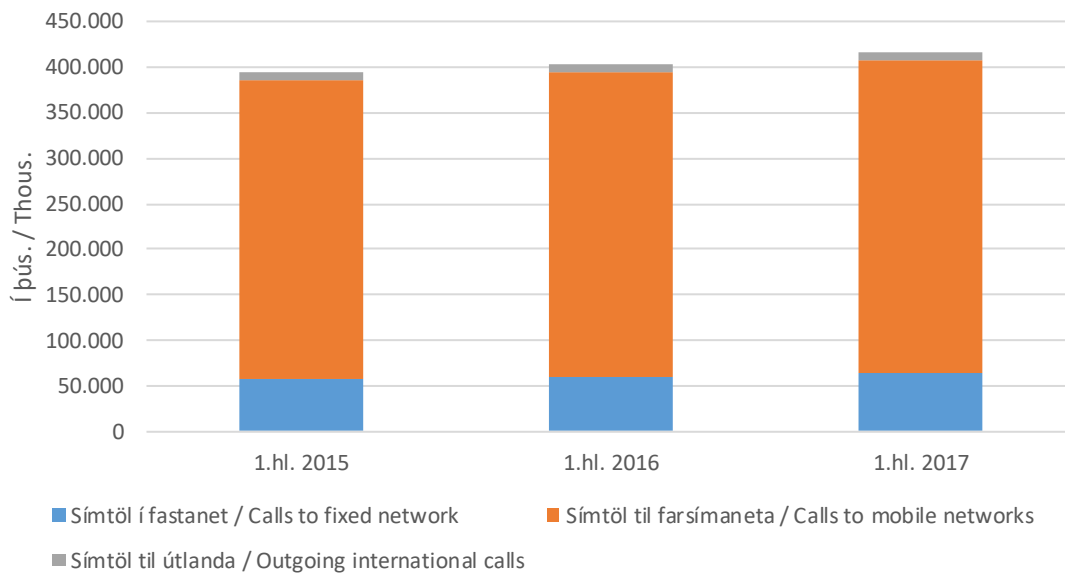
Tafla 14. Heildarfjöldi mínútna úr farsímum

Table 14. Total minutes from mobile phones

	Fjöldi Numbers		
	1.hl. 2015	1.hl. 2016	1.hl. 2017
(1.000 mínútur / minutes)			
Samtals / Total	394.043	402.408	416.382
- Símtöl í fastanet / Calls to fixed network	58.306	60.109	63.600
- Símtöl til farsímaneta / Calls to mobile networks	328.308	334.436	343.157
- Símtöl til útlanda / Outgoing international calls	7.428	7.863	9.625

Mynd 14. Heildarfjöldi mínútna úr farsímum

Picture 14. Total minutes from mobile phones



Farsímanet - Mobile network

Heildarfjöldi mínútna úr farsímum / Minutes from mobile phones

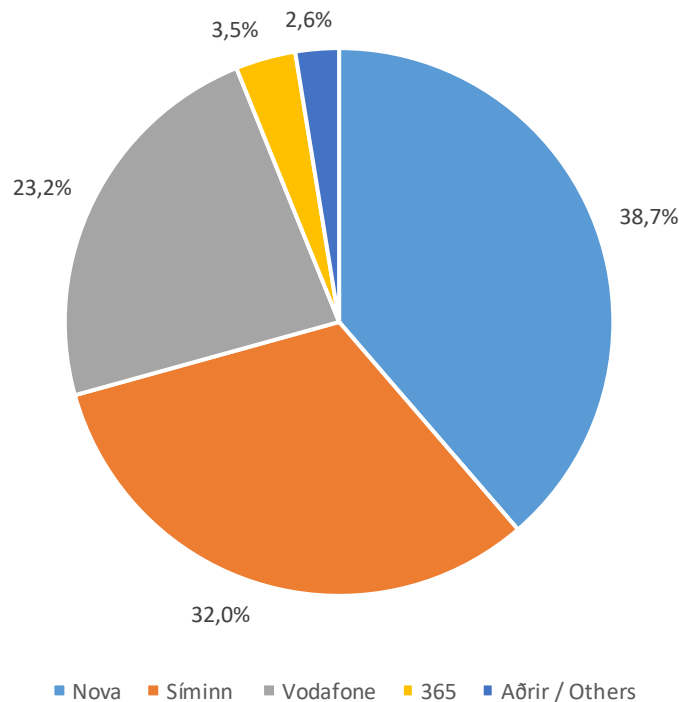
Tafla 15. Heildarfjöldi mínútna úr farsímum

Table 15. Total minutes from mobile phones

	Fjöldi Numbers			Markaðshlutdeild Market share		
	1.hl. 2015	1.hl. 2016	1.hl. 2017	1.hl. 2015	1.hl. 2016	1.hl. 2017
(1.000 mínútur / minutes)						
Samtals / Total	394.043	402.408	416.382	100,0%	100,0%	100,0%
- Nova	148.570	156.487	161.096	37,7%	38,9%	38,7%
- Síminn	135.066	133.012	133.255	34,3%	33,1%	32,0%
- Vodafone	94.232	93.624	96.597	23,9%	23,3%	23,2%
- 365	12.419	15.964	14.768	3,2%	4,0%	3,5%
- Aðrir / Others	3.755	3.321	10.665	1,0%	0,8%	2,6%

Mynd 15. Markaðshlutdeild skipt eftir fyrirtækjum

Picture 15. Market share by companies



Farsímanet - Mobile network

Fjöldi mínútna úr farsímum til fastaneta / Minutes to fixed networks

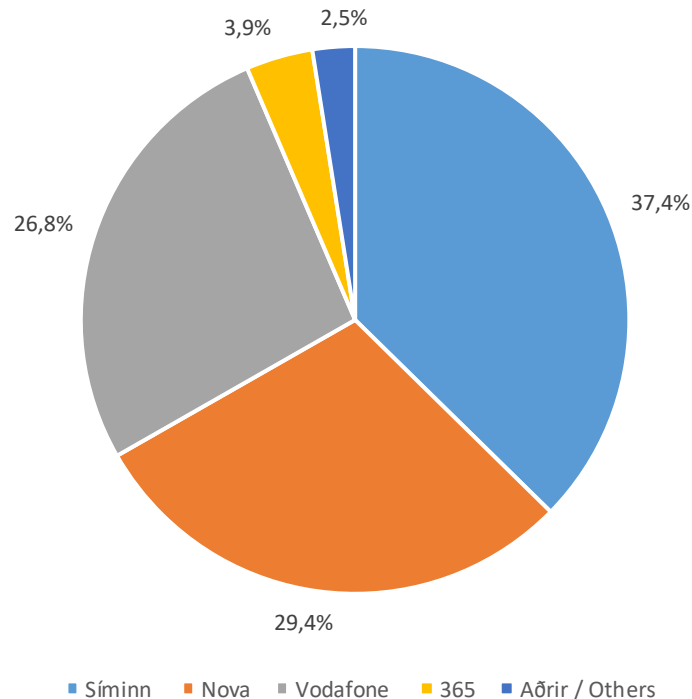
Tafla 16. Fjöldi mínútna úr farsímum til fastanets

Table 16. Total minutes from mobile to fixed network

	Fjöldi Numbers			Markaðshlutdeild Market share		
	1.hl. 2015	1.hl. 2016	1.hl. 2017	1.hl. 2015	1.hl. 2016	1.hl. 2017
(1.000 mínútur / minutes)						
Samtals / Total	58.306	60.109	63.600	100,0%	100,0%	100,0%
- Síminn	24.501	23.896	23.759	42,0%	39,8%	37,4%
- Nova	14.428	16.355	18.687	24,7%	27,2%	29,4%
- Vodafone	16.754	16.602	17.057	28,7%	27,6%	26,8%
- 365	1.939	2.710	2.507	3,3%	4,5%	3,9%
- Aðrir / Others	683	547	1.590	1,2%	0,9%	2,5%

Mynd 16. Markaðshlutdeild skipt eftir fyrirtækjum

Picture 16. Market share by companies



Farsímanet - Mobile network

Fjöldi mínútna úr farsímum í farsíma / Minutes from mobile to mobile

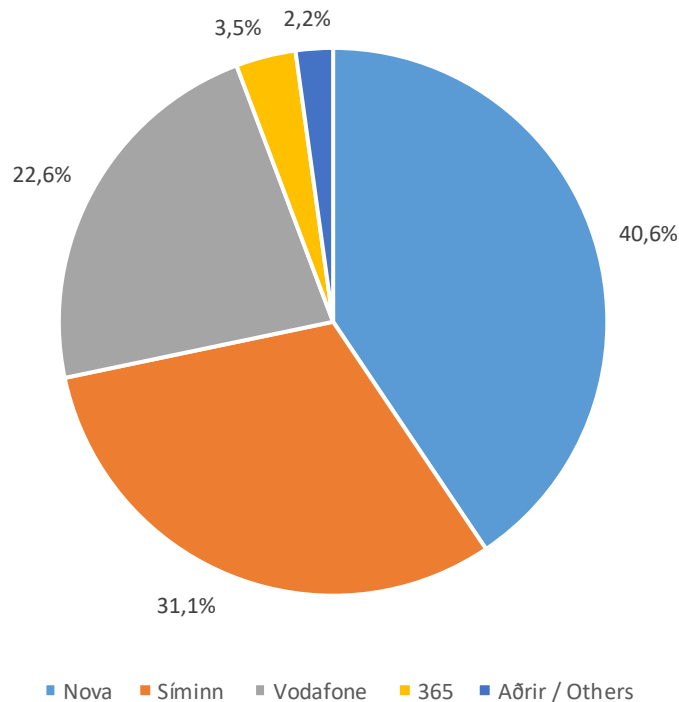
Tafla 17. Fjöldi mínútna úr farsímum í farsíma

Table 17. Total minutes from mobile to mobile

	Fjöldi Numbers			Markaðshlutdeild Market share		
	1.hl. 2015	1.hl. 2016	1.hl. 2017	1.hl. 2015	1.hl. 2016	1.hl. 2017
(1.000 mínútur / minutes)						
Samtals / Total	328.308	334.436	343.157	100,0%	100,0%	100,0%
- Nova	131.598	137.389	139.255	40,1%	41,1%	40,6%
- Síminn	108.053	106.354	106.835	32,9%	31,8%	31,1%
- Vodafone	75.433	74.961	77.411	23,0%	22,4%	22,6%
- 365	10.349	13.113	12.130	3,2%	3,9%	3,5%
- Aðrir / Others	2.876	2.620	7.527	0,9%	0,8%	2,2%

Mynd 17. Markaðshlutdeild skipt eftir fyrirtækjum

Picture 17. Market share by companies



Farsímanet - Mobile network

Fjöldi mínútna úr farsímum til útlanda / Outgoing international calls

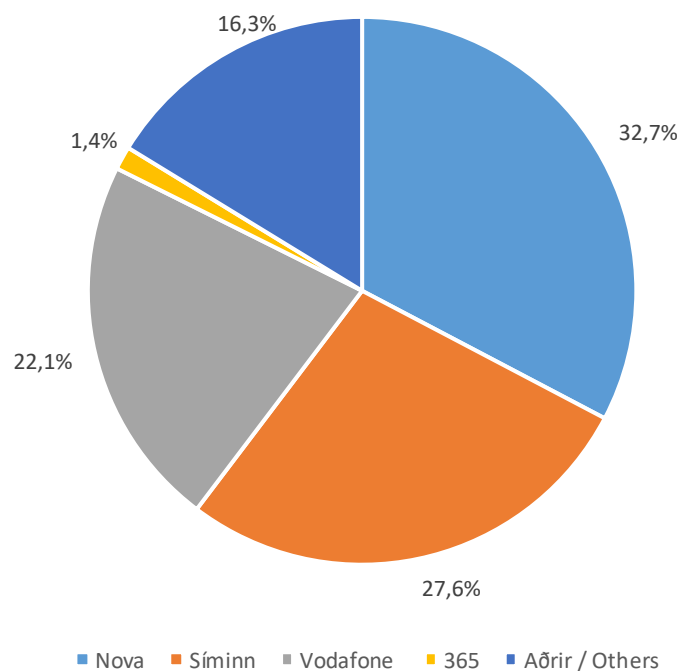
Tafla 18. Fjöldi mínútna úr farsímum til útlanda

Table 18. Total mobile outgoing international calls

	Fjöldi Numbers			Markaðshlutdeild Market share		
	1.hl. 2015	1.hl. 2016	1.hl. 2017	1.hl. 2015	1.hl. 2016	1.hl. 2017
(1.000 mínútur / minutes)						
Samtals / Total	7.428	7.863	9.645	100,0%	100,0%	100,0%
- Nova	2.544	2.743	3.155	34,3%	34,9%	32,7%
- Síminn	2.512	2.763	2.661	33,8%	35,1%	27,6%
- Vodafone	2.045	2.060	2.129	27,5%	26,2%	22,1%
- 365	131	141	132	1,8%	1,8%	1,4%
- Aðrir / Others	196	155	1.568	2,6%	2,0%	16,3%

Mynd 18. Markaðshlutdeild skipt eftir fyrirtækjum

Picture 18. Market share by companies



Farsímanet - Mobile network

Fjöldi SMS og MMS / Number of SMS and MMS

Tafla 19. Fjöldi SMS og MMS skilaboða eftir fyrirtækjum*

Table 19. Total SMS and MMS messages by companies*

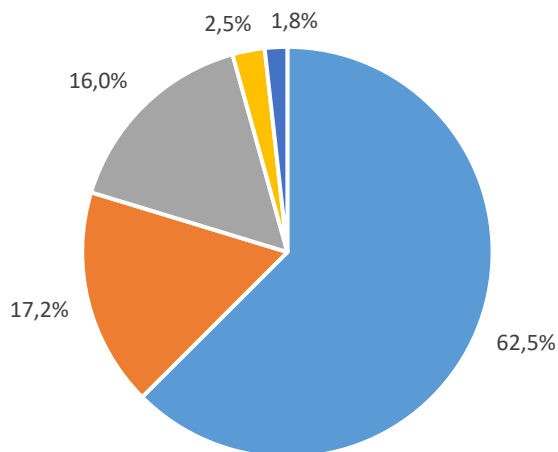
	SMS			Markaðshlutdeild Market share		
	1.hl. 2015	1.hl. 2016	1.hl. 2017	1.hl. 2015	1.hl. 2016	1.hl. 2017
(1.000 skilaboð / Messages)						
Samtals / Total	100.088	89.720	85.790	100,0%	100,0%	100,0%
- Nova	64.869	56.897	53.635	64,8%	63,4%	62,5%
- Síminn	17.267	15.734	14.743	17,3%	17,5%	17,2%
- Vodafone	15.336	14.260	13.715	15,3%	15,9%	16,0%
- 365	2.138	2.433	2.179	2,1%	2,7%	2,5%
- Aðrir / Others	478	397	1.518	0,5%	0,4%	1,8%
MMS						
Samtals / Total	1.480	1.456	1.804	100,0%	100,0%	100,0%
- Nova	786	697	906	53,1%	47,8%	50,2%
- Síminn	352	389	431	23,8%	26,7%	23,9%
- Vodafone	319	333	413	21,6%	22,9%	22,9%
- 365	22	32	35	1,5%	2,2%	1,9%
- Aðrir / Others	...	5	19	...	0,3%	1,0%

*Einungis sendingar innan farsímanetsins. / *From mobile to mobile.

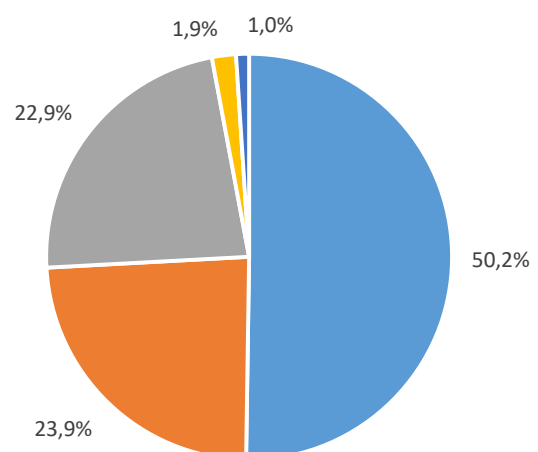
Mynd 19. Markaðshlutdeild skipt eftir fyrirtækjum

Picture 19. Market share by companies

SMS



MMS



■ Nova ■ Síminn ■ Vodafone ■ 365 ■ Aðrir / Others

■ Nova ■ Síminn ■ Vodafone ■ 365 ■ Aðrir / Others

Farsímanet - Mobile network

Fjöldi áskrifta fyrir netið í símann / Voice and data subscriptions

Tafla 20. Fjöldi áskrifta fyrir netið í farsímann*

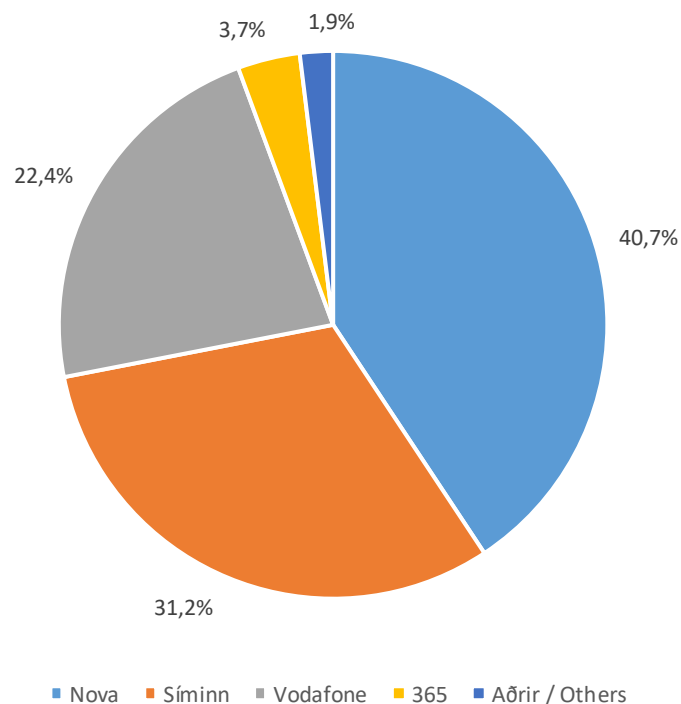
Table 20. Mobile broadband, number of voice and data subscriptions*

Í lok tímabils / End of	Breiðbandstenging farsíma Mobile broadband			Markaðshlutdeild Market share		
	1.hl. 2015	1.hl. 2016	1.hl. 2017	1.hl. 2015	1.hl. 2016	1.hl. 2017
Samtals / Total	257.385	288.414	319.009	100,0%	100,0%	100,0%
- Nova	102.977	121.514	129.826	40,0%	42,1%	40,7%
- Síminn	85.160	88.210	99.663	33,1%	30,6%	31,2%
- Vodafone	60.749	65.884	71.579	23,6%	22,8%	22,4%
- 365	7.164	10.293	11.727	2,8%	3,6%	3,7%
- Aðrir / Others	1.335	2.513	6.214	0,5%	0,9%	1,9%

*Áskriftir sem hafa notað netið í símann. / *Subscriptions which have used voice calls in addition to data traffic.

Mynd 20. Markaðshlutdeild skipt eftir fyrirtækjum

Picture 20. Market share by companies



Farsímanet - Mobile network

Netþjónusta á farsímaneti / Data only subscriptions

Tafla 21. Fjöldi áskrifta fyrir netþjónustu á farsímaneti*

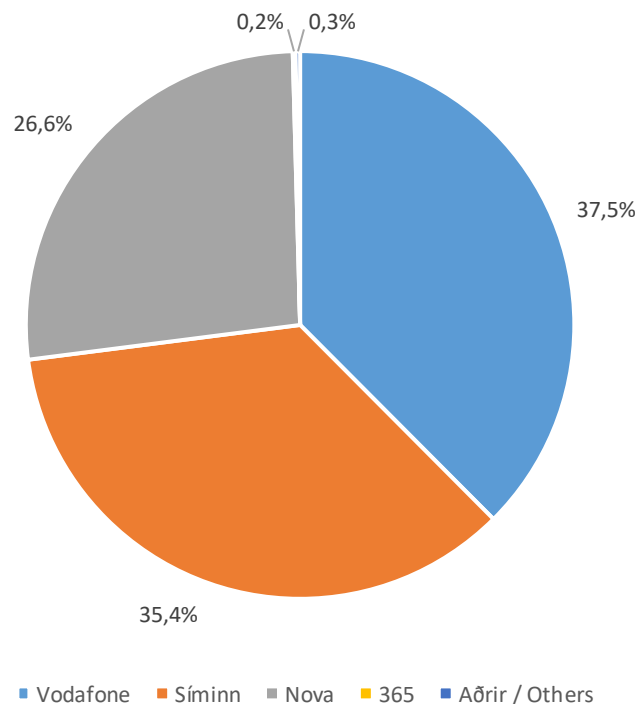
Table 21. Mobile broadband, number of data only subscriptions*

Í lok tímabils / End of	Breiðbandstenging farsíma Mobile broadband			Markaðshlutdeild Market share		
	1.hl. 2015	1.hl. 2016	1.hl. 2017	1.hl. 2015	1.hl. 2016	1.hl. 2017
Samtals / Total	44.915	47.953	52.005	100,0%	100,0%	100,0%
- Vodafone	12.304	16.561	19.523	27,4%	34,5%	37,5%
- Síminn	18.708	17.490	18.427	41,7%	36,5%	35,4%
- Nova	13.433	13.291	13.832	29,9%	27,7%	26,6%
- 365	387	527	87	0,9%	1,1%	0,2%
- Aðrir / Others	83	84	136	0,2%	0,2%	0,3%

*Áskriftir sem heimila eingöngu gagnamagn (netlykill). / *Subscriptions with data only on mobile networks.

Mynd 21. Markaðshlutdeild skipt eftir fyrirtækjum

Picture 21. Market share by companies



Farsímanet - Mobile network

Gagnamagn á farsímaneti / Data traffic over mobile networks

Tafla 22. Gagnamagn á farsímaneti*

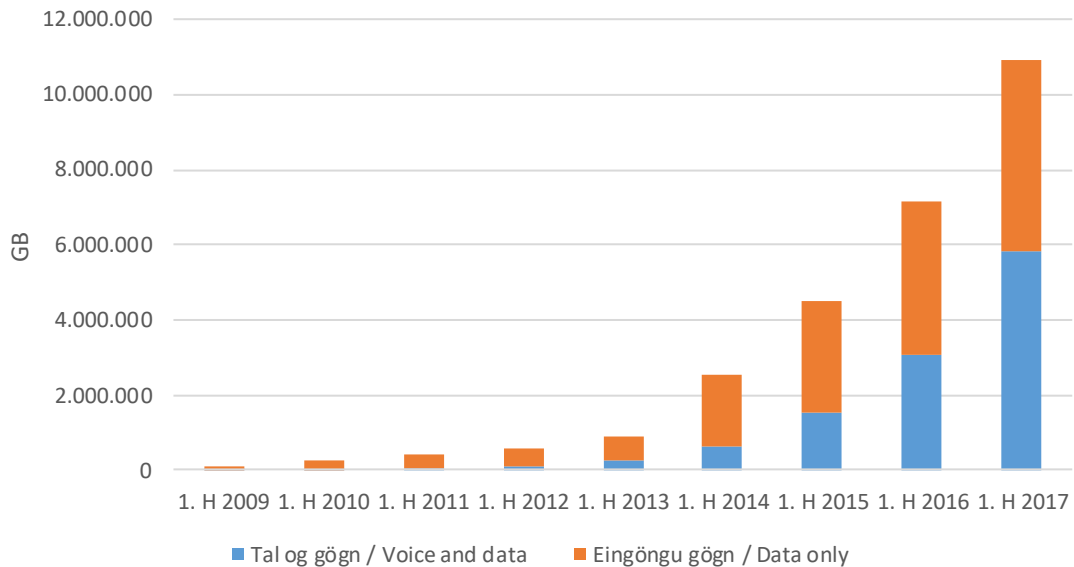
Table 22. Data traffic in mobile networks*

	Farsímanet / gögn Mobile network / Data			Markaðshlutdeild Market share		
	1.hl. 2015	1.hl. 2016	1.hl. 2017	1.hl. 2015	1.hl. 2016	1.hl. 2017
	GB					
Samtals / Total	4.504.079	7.155.161	10.940.886	100,0%	100,0%	100,0%
- Tal og gögn / Voice and data	1.549.155	3.046.840	5.811.346	34,4%	42,6%	53,1%
- Eingöngu gögn / Data only	2.954.924	4.108.321	5.129.540	65,6%	57,4%	46,9%

*Gagnamagn fyrir netið í símann og netþjónustu á farneti. / *Data traffic for standard mobile and data only.

Mynd 22. Gagnamagn á farsímaneti

Picture 22. Data traffic in mobile networks



Farsímanet - Mobile network

Gagnamagn á farsímaneti / Data traffic in mobile networks

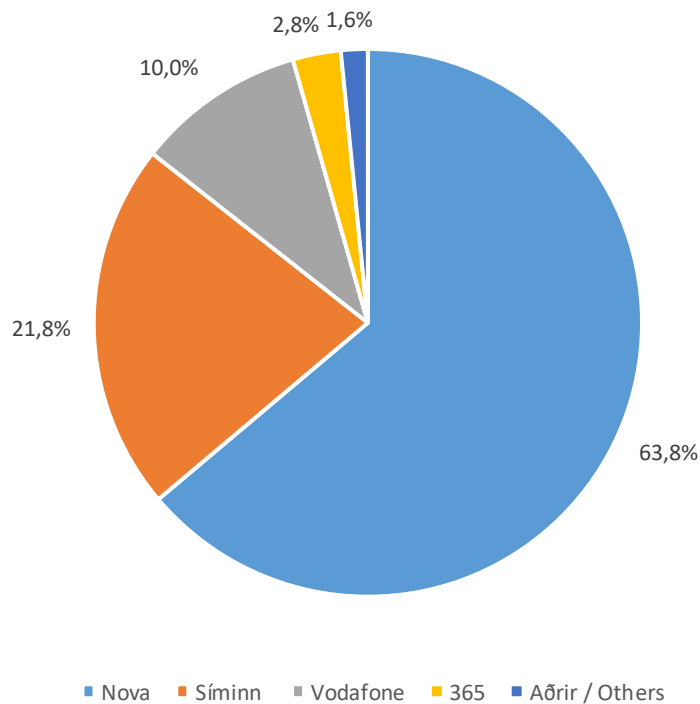
Tafla 23. Gagnamagn á farsímaneti

Table 23. Data traffic in mobile networks

	Farsímanet / Gagnamagn Mobile network / Data traffic			Markaðshlutdeild Market share		
	1.hl. 2015	1.hl. 2016	1.hl. 2017	1.hl. 2015	1.hl. 2016	1.hl. 2017
GB						
Samtals / Total	4.504.080	7.155.161	10.940.886	100,0%	100,0%	100,0%
- Nova	3.317.388	4.879.170	6.985.451	73,7%	68,2%	63,8%
- Síminn	696.048	1.295.210	2.380.914	15,5%	18,1%	21,8%
- Vodafone	440.260	799.690	1.091.460	9,8%	11,2%	10,0%
- 365	43.502	170.748	309.976	1,0%	2,4%	2,8%
- Aðrir / Others	6.881	10.344	173.086	0,2%	0,1%	1,6%

Mynd 23. Markaðshlutdeild skipt eftir fyrirtækjum

Picture 23. Market share by companies



Farsímanet - Mobile network

Gagnamagn, netið í símann / Data traffic, voice and data

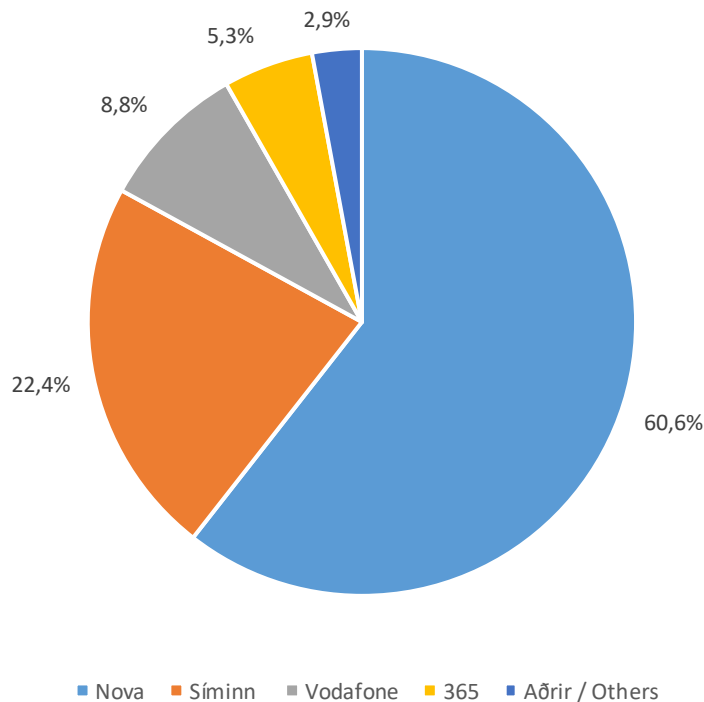
Tafla 24. Gagnamagn, netið í farsímann

Table 24. Data traffic in mobile networks, voice and data

	Farsímanet / Tal og gögn Mobile network / Voice and data			Markaðshlutdeild Market share		
	1.hl. 2015	1.hl. 2016	1.hl. 2017	1.hl. 2015	1.hl. 2016	1.hl. 2017
GB						
Samtals / Total	1.549.155	3.046.840	5.811.346	100,0%	100,0%	100,0%
- Nova	1.014.444	1.971.370	3.519.502	65,5%	64,7%	60,6%
- Síminn	282.900	565.233	1.302.657	18,3%	18,6%	22,4%
- Vodafone	206.967	330.996	510.686	13,4%	10,9%	8,8%
- 365	38.282	169.875	308.618	2,5%	5,6%	5,3%
- Aðrir / Others	6.561	9.366	169.883	0,4%	0,3%	2,9%

Mynd 24. Markaðshlutdeild skipt eftir fyrirtækjum

Picture 24. Market share by companies



Farsímanet - Mobile network

Gagnamagn, eingöngu gagnaáskrift / Data traffic, only data subscriptions

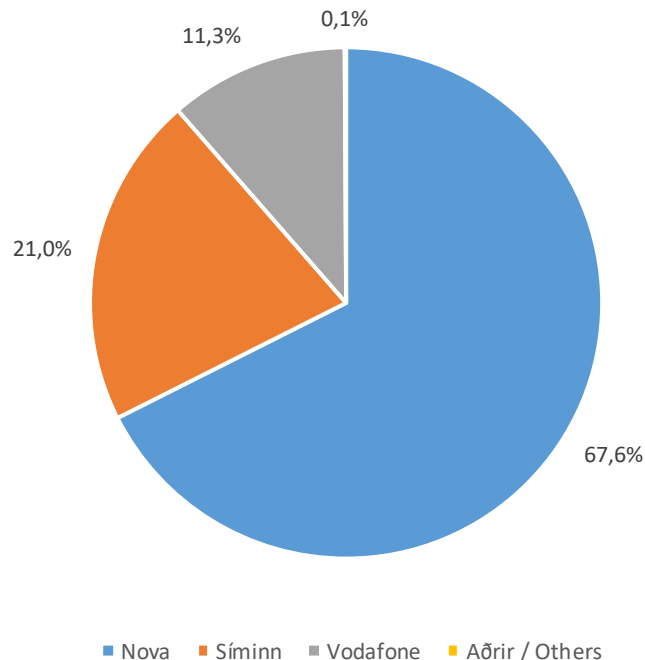
Tafla 25. Gagnamagn, eingöngu gagnaáskrift

Table 25. Data traffic in mobile network, data only subscriptions

	Farsímanet / Eingöngu gögn Mobile network / Data only			Markaðshlutdeild Market share		
	1.hl. 2015	1.hl. 2016	1.hl. 2017	1.hl. 2015	1.hl. 2016	1.hl. 2017
GB						
Samtals / Total	2.954.924	4.108.321	5.129.540	100,0%	100,0%	100,0%
- Nova	2.302.943	2.907.800	3.465.949	77,9%	70,8%	67,6%
- Síminn	413.148	729.976	1.078.257	14,0%	17,8%	21,0%
- Vodafone	233.293	468.694	580.774	7,9%	11,4%	11,3%
- Aðrir / Others	5.541	1.850	4.560	0,2%	0,0%	0,1%

Mynd 25. Markaðshlutdeild skipt eftir fyrirtækjum

Picture 25. Market share by companies



Internetið – Internet

Fjöldi internettinga / Internet subscriptions

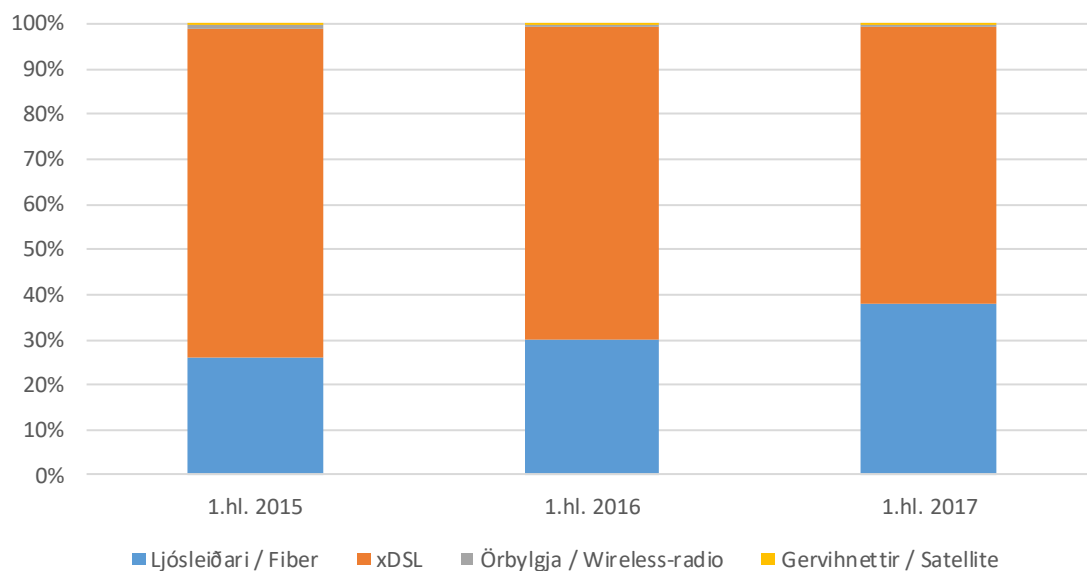
Tafla 26. Fjöldi tenginga eftir tegund

Table 26. Total subscriptions by type

Í lok tímabils / End of	1.hl. 2015	1.hl. 2016	1.hl. 2017
Samtals / Total	121.891	124.955	130.131
- Ljósleiðari / Fiber	31.523	37.369	49.602
- xDSL	89.295	86.705	79.521
- Örbylgja / Wireless-radio	1.023	845	988
- Gervihnettir / Satellite	50	36	20

Mynd 26. Hlutfall tenginga eftir tegund

Picture 26. Connection rate by type



Internetið - Internet

Internettengingar eftir fyrirtækjum / Internet connections by companies

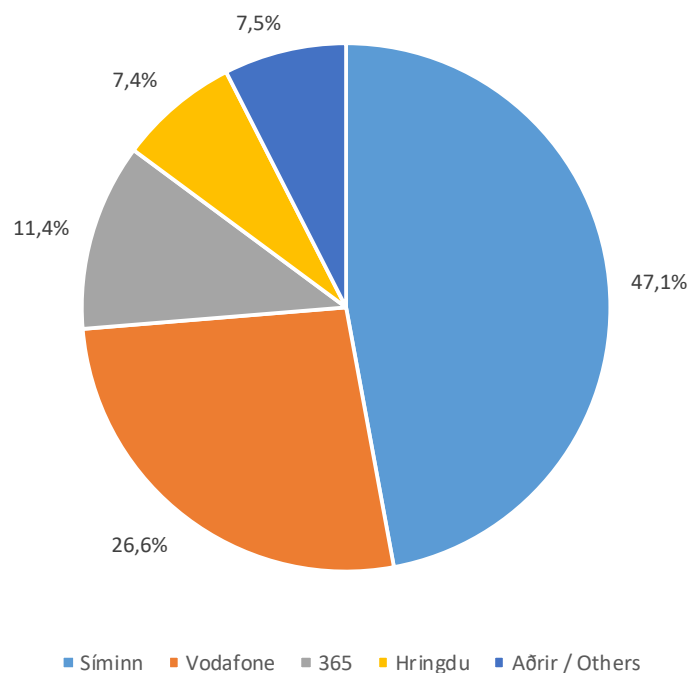
Tafla 27. Fjöldi internettenginga eftir fyrirtækjum

Table 27. Total subscriptions by companies

Í lok tímabils / End of	Fjöldi Number			Markaðshlutdeild Market share		
	1.hl. 2015	1.hl. 2016	1.hl. 2017	1.hl. 2015	1.hl. 2016	1.hl. 2017
Samtals / Total	121.891	124.955	130.131	100,0%	100,0%	100,0%
- Síminn	59.670	61.162	61.293	49,0%	48,9%	47,1%
- Vodafone	34.571	35.416	34.614	28,4%	28,3%	26,6%
- 365	16.558	14.693	14.897	13,6%	11,8%	11,4%
- Hringdu	6.028	7.582	9.572	4,9%	6,1%	7,4%
- Aðrir / Others	5.064	6.102	9.755	4,2%	4,9%	7,5%

Mynd 27. Markaðshlutdeild skipt eftir fyrirtækjum

Picture 27. Market share by companies



Internetið - Internet

Fjöldi xDSL internettenginga / xDSL subscriptions

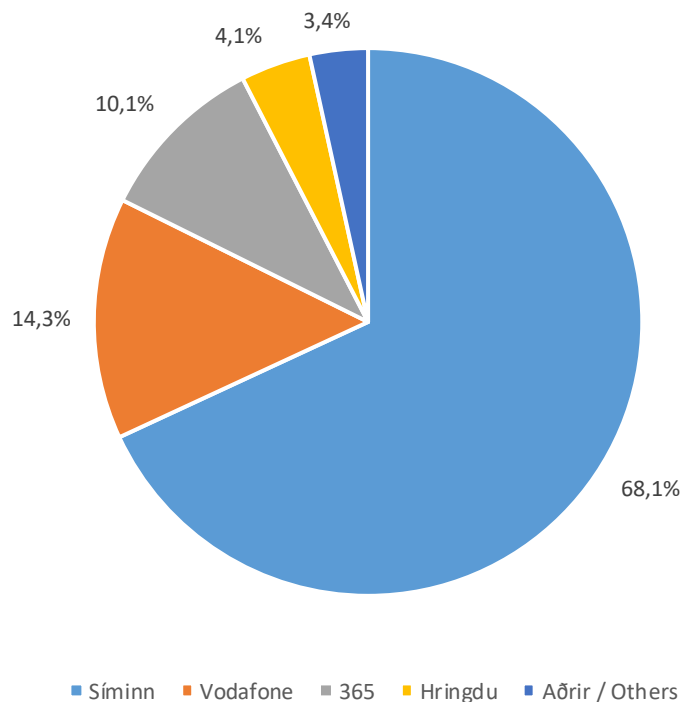
Tafla 28. Fjöldi xDSL tenginga eftir fyrirtækjum

Table 28. Total xDSL subscriptions by companies

Í lok tímabils / End of	Fjöldi Number			Markaðshlutdeild Market share		
	1.hl. 2015	1.hl. 2016	1.hl. 2017	1.hl. 2015	1.hl. 2016	1.hl. 2017
Samtals / Total	89.295	86.705	79.521	100,0%	100,0%	100,0%
- Síminn	57.695	58.388	54.142	64,6%	67,3%	68,1%
- Vodafone	15.277	13.599	11.335	17,1%	15,7%	14,3%
- 365	10.856	9.032	8.031	12,2%	10,4%	10,1%
- Hringdu	2.351	2.662	3.279	2,6%	3,1%	4,1%
- Aðrir / Others	3.116	3.024	2.734	3,5%	3,5%	3,4%

Mynd 28. Markaðshlutdeild skipt eftir fyrirtækjum

Picture 28. Market share by companies



Internetið - Internet

Fjöldi ljósleiðara internettenginga / Fiber connections

Tafla 29. Fjöldi ljósleiðara internettenginga*

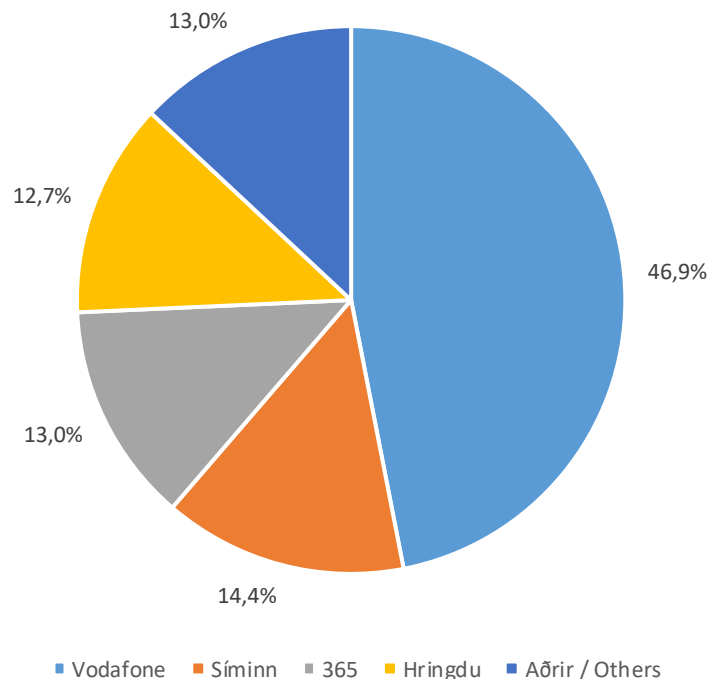
Table 29. Total fiber internet connections*

Í lok tímabils / End of	Fjöldi Number			Markaðshlutdeild Market share		
	1.hl. 2015	1.hl. 2016	1.hl. 2017	1.hl. 2015	1.hl. 2016	1.hl. 2017
Samtals / Total	31.523	37.369	49.602	100,0%	100,0%	100,0%
- Vodafone	19.294	21.817	23.279	61,2%	58,4%	46,9%
- Síminn	1.939	2.748	7.131	6,2%	7,4%	14,4%
- 365	5.053	5.139	6.436	16,0%	13,8%	13,0%
- Hringdu	3.677	4.920	6.293	11,7%	13,2%	12,7%
- Aðrir / Others	1.560	2.745	6.463	4,9%	7,3%	13,0%

*Ljósleiðari að heimili eða byggingu. / *Fiber to home or building.

Mynd 29. Markaðshlutdeild skipt eftir fyrirtækjum

Picture 29. Market share by companies



Internetið - Internet

Fjöldi xDSL og ljósleiðara internettenginga / xDSL and fiber connections

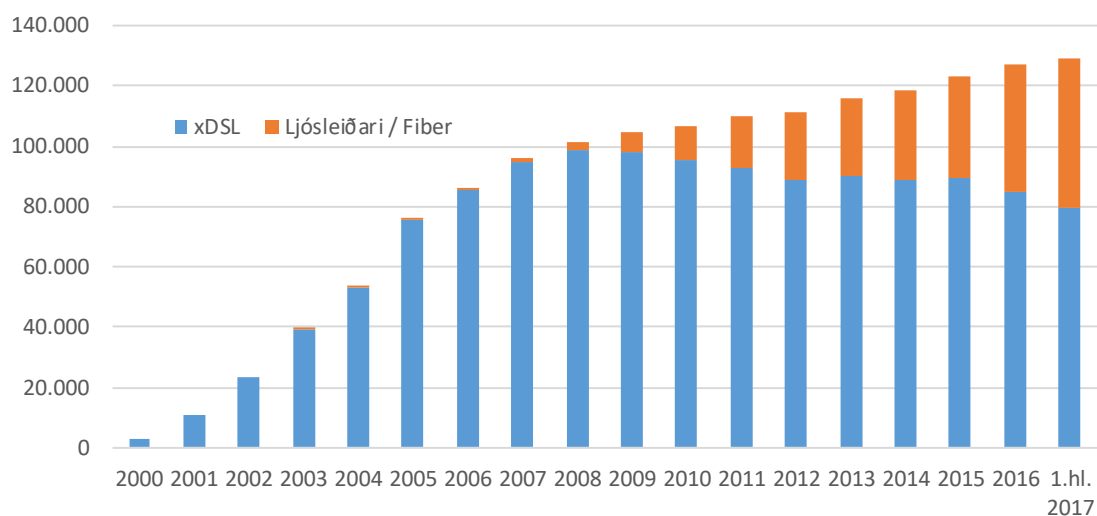
Tafla 30. Fjöldi xDSL og ljósleiðara internettenginga

Table 30. Total xDSL and fiber internet connections

	xDSL	Ljósleiðari / Fiber	Hlutfall ljósleiðari % Fiber ratio %
2000	2.591	...	
2001	10.618	...	
2002	23.484	...	
2003	39.502	60	0,2%
2004	53.264	92	0,2%
2005	75.897	204	0,3%
2006	85.280	668	0,8%
2007	94.630	1.218	1,3%
2008	98.762	2.615	2,6%
2009	97.862	6.908	6,6%
2010	95.448	11.563	10,8%
2011	92.745	17.265	15,7%
2012	89.123	22.521	20,2%
2013	90.090	25.736	22,2%
2014	88.799	29.692	25,1%
2015	89.453	33.962	27,5%
2016	84.846	42.352	33,3%
1.hl. 2017	79.521	49.602	38,4%

Mynd 30. Fjöldi xDSL og ljósleiðara internettenginga

Picture 30. Total xDSL and fiber internet connection



Internetið - Internet

Fjöldi tenginga eftir niðurhalshraða / Internet download speeds

Tafla 31. Fjöldi tenginga eftir niðurhalshraða*

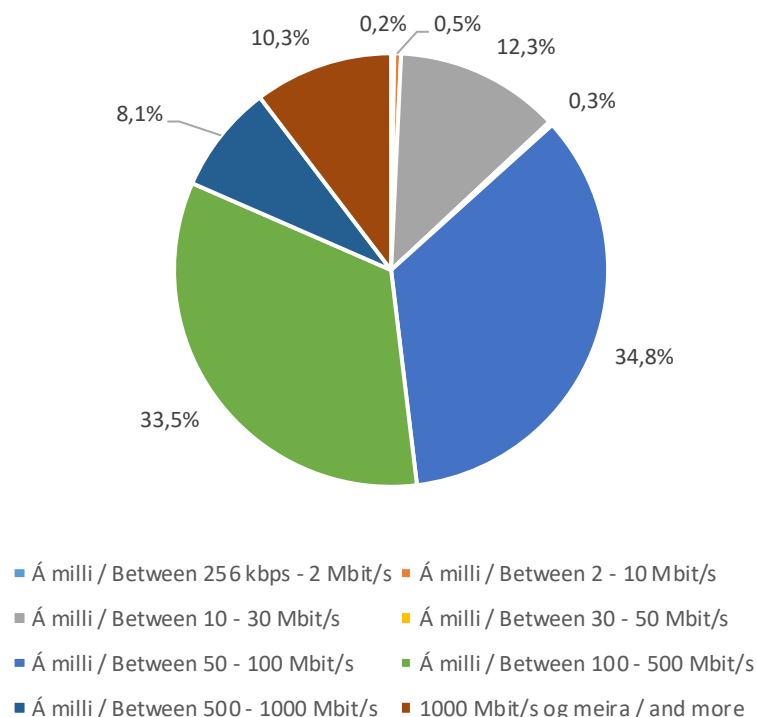
Table 31. Total subscriptions by download speeds*

	Fjöldi Number		Markaðshlutdeild Market share	
	1. hl. 2016	1. hl. 2017	1. hl. 2016	1. hl. 2017
Samtals / Total	124.955	130.131	100,0%	100,0%
- Á milli / Between 256 kbps - 2 Mbit/s	448	298	0,4%	0,2%
- Á milli / Between 2 - 10 Mbit/s	985	667	0,8%	0,5%
- Á milli / Between 10 - 30 Mbit/s	18.002	15.974	14,4%	12,3%
- Á milli / Between 30 - 50 Mbit/s	321	397	0,3%	0,3%
- Á milli / Between 50 - 100 Mbit/s	44.832	45.249	35,9%	34,8%
- Á milli / Between 100 - 500 Mbit/s	56.243	43.546	45,0%	33,5%
- Á milli / Between 500 - 1000 Mbit/s	4.124	10.553	3,3%	8,1%
- 1000 Mbit/s og meira / and more	...	13.447	...	10,3%

*Auglýstur hraði. / *Advertised speed.

Mynd 31. Hlutfall tenginga eftir niðurhalshraða tengingar

Picture 31. Total subscriptions by download speeds



Internetið - Internet

Fjöldi tenginga eftir upphalshraða / Internet by upload speeds

Tafla 32. Fjöldi tenginga eftir upphalshraða*

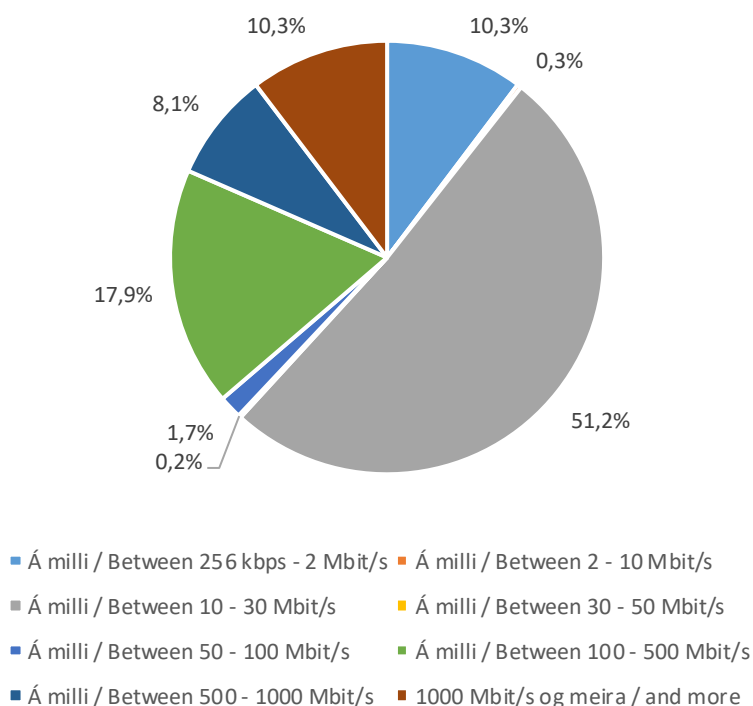
Table 32. Total subscriptions by upload speeds*

	Fjöldi Number		Markaðshlutdeild Market share	
	1. hl. 2016	1. hl. 2017	1. hl. 2016	1. hl. 2017
Samtals / Total	124.955	130.131	100,0%	100,0%
- Á milli / Between 256 kbps - 2 Mbit/s	17.661	13.390	14,1%	10,3%
- Á milli / Between 2 - 10 Mbit/s	1.539	412	1,2%	0,3%
- Á milli / Between 10 - 30 Mbit/s	67.869	66.610	54,3%	51,2%
- Á milli / Between 30 - 50 Mbit/s	699	268	0,6%	0,2%
- Á milli / Between 50 - 100 Mbit/s	1.524	2.216	1,2%	1,7%
- Á milli / Between 100 - 500 Mbit/s	31.539	23.235	25,2%	17,9%
- Á milli / Between 500 - 1000 Mbit/s	4.124	10.553	3,3%	8,1%
- 1000 Mbit/s og meira / and more	...	13.447	...	10,3%

*Auglýstur hraði. / *Advertised speed.

Mynd 32. Hlutfall tenginga eftir upphalshraða tengingar

Picture 32. Total subscriptions by upload speeds



Internetið - Internet

Heildarfjöldi áskrifenda með IPTV / IPTV subscriptions

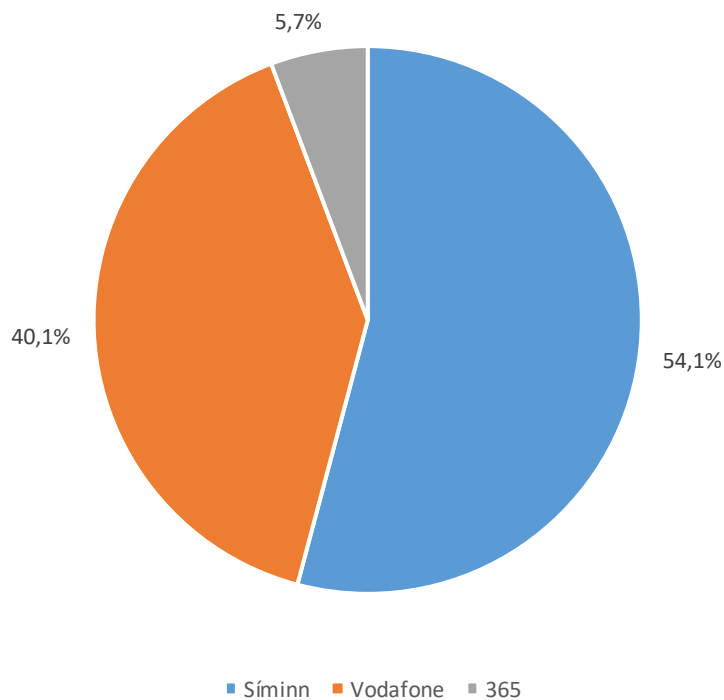
Tafla 33. Heildarfjöldi áskrifenda með sjónvarp yfir IP-net

Table 33. Number of IPTV subscriptions

Í lok tímabils / End of	Fjöldi Number			Markaðshlutdeild Market share		
	1.hl. 2015	1.hl. 2016	1.hl. 2017	1.hl. 2015	1.hl. 2016	1.hl. 2017
Samtals / Total	88.858	97.929	103.205	100,0%	100,0%	100,0%
- xDSL	62.776	67.401	63.465	70,6%	68,8%	61,5%
- Ljósleiðari / Fiber	26.082	30.528	39.740	29,4%	31,2%	38,5%
- Síminn	54.145	54.975	55.868	60,9%	56,1%	54,1%
- Vodafone	34.713	37.035	41.423	39,1%	37,8%	40,1%
- 365	...	5.919	5.914	...	6,0%	5,7%

Mynd 33. Markaðshlutdeild skipt eftir fyrirtækjum

Picture 33. Market share by companies



Velta og fjárfesting – Revenue and Investment

Heildartekjur eftir fjarskiptastarfsemi / Income from telecommunication

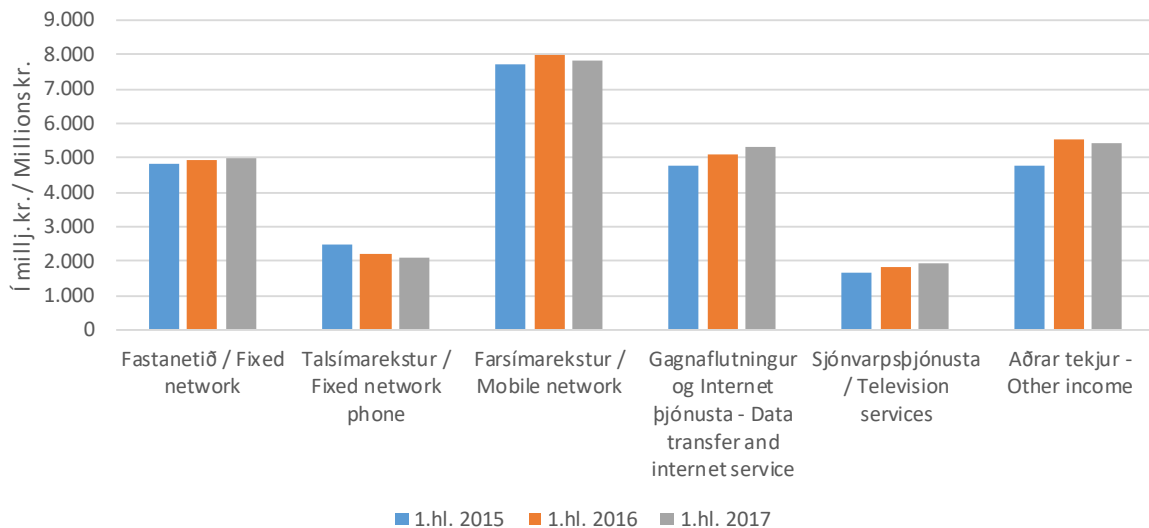
Tafla 34. Heildartekjur eftir fjarskiptastarfsemi

Table 34. Total income from telecommunication

	1.hl. 2015	1.hl. 2016	1.hl. 2017
Í milljónum króna / In millions of krónur			
Samtals / Total	26.280	27.667	27.546
- Fastanetið / Fixed network	4.814	4.951	4.982
- Talsímarekstur / Fixed network phone	2.474	2.198	2.076
- Farsímarekstur / Mobile network	7.750	8.021	7.830
- Gagnafl. og Internet þjón. / Data transfer and Internet service	4.769	5.117	5.315
- Sjónvarpsþjónusta / Television services	1.673	1.825	1.931
- Aðrar tekjur / Other income	4.800	5.554	5.412

Mynd 34. Heildartekjur eftir fjarskiptastarfsemi

Picture 34. Total income from telecommunication



Velta og fjárfesting – Revenue and Investment

Fjárfestingar eftir fjarskiptastarfsemi / Investment in telecommunication

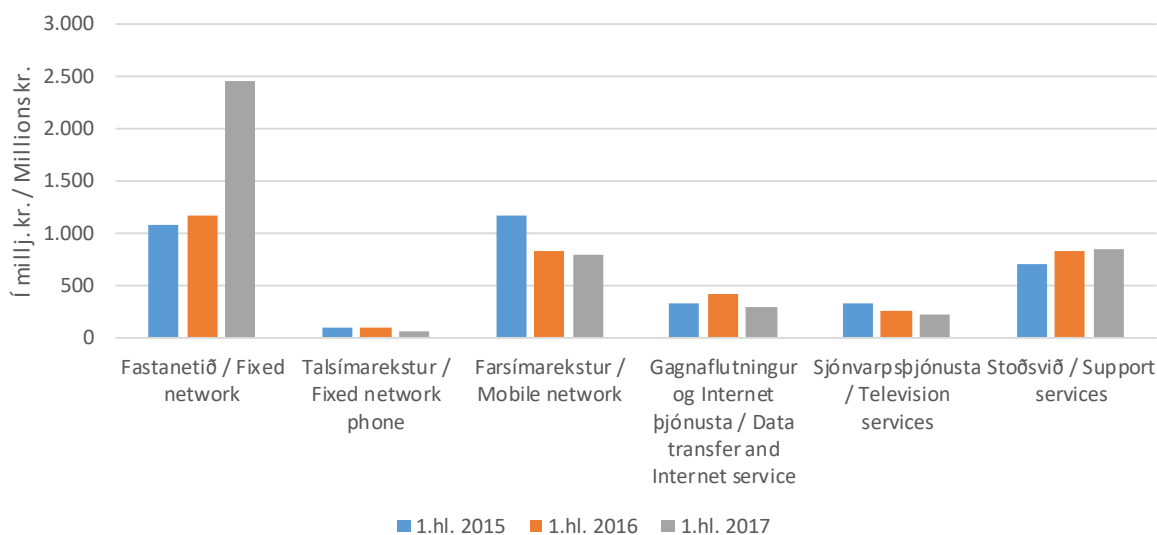
Tafla 35. Fjárfestingar eftir fjarskiptastarfsemi

Table 35. Investment in telecommunication

	1.hl. 2015	1.hl. 2016	1.hl. 2017
Í milljónum króna / In millions of krónur			
Samtals / Total	3.703	3.598	4.679
- Fastanetið / Fixed network	1.072	1.170	2.459
- Talsímarekstur / Fixed network phone	101	91	65
- Farsímarekstur / Mobile network	1.165	835	790
- Gagnafl. og Internet þjón. / Data transfer and Internet service	331	414	297
- Sjónvarpsþjónusta / Television services	327	253	227
- Stoðsvið / Support services	707	835	840

Mynd 35. Fjárfestingar eftir fjarskiptastarfsemi

Picture 35. Investment in telecommunication



Skráð fyrirtæki – Registered Operators

Skráð fjarskiptafyrirtæki	Tegund starfsemi
1819 Nýr valkostur ehf.	Upplýsingaþjónusta um símanúmer/ <i>Directory enquiry service</i>
365-miðlar ehf.	Farsíma- og gagnaflutningsþjónusta/ <i>Mobile and data transmission service</i>
Advania hf.	Gagnaflutningsþjónusta/ <i>Data transmission service</i>
Alterna Tel ehf.	Talsíma-, farsíma- og gagnaflutningsþjónusta/ <i>Voice telephony, mobile and data transmission</i>
Alþingi	Hljóðvarps og/eða sjónvarpsdreifing <i>Transmission of radio and television signals</i>
Austurljós ehf.	Gagnaflutningsnet og þjónusta/ <i>Data transmission and service</i>
Ábótinn ehf.	Gagnaflutningsnet og –þjónusta/ <i>Data transmission and service</i>
Árvakur hf.	Upplýsingaþjónusta um símanúmer/ <i>Directory enquiry service</i>
Ásaljós	Rekstur fastlínu fjarskiptanets/ <i>Operation of fixed electronic communication network</i>
Backbone ehf.	Gagnaflutningsnet og –þjónusta/ <i>Data transmission and service</i>
Bloomberg Finance L.P.	Leigulínuþjónusta og almennt fjarskiptanet/ <i>Leased line and network</i>
Boðleið þjónusta ehf.	Talsímaþjónusta, farsímaþjónusta og rekstur fastlínu fjarskiptanets/ <i>Voice telephony, mobile telephony and operation of fixed data transmission network</i>
Brimrún ehf.	Gagnaflutningsþjónustu um gervitungl/ <i>Data transmission via satellite</i>
BT Solutions Limited, útibú á Íslandi	Gagnaflutningsþjónusta/ <i>Data transmission services</i>
Caze ehf.	Gagnaflutningsþjónusta/ <i>Data transmission services</i>
Colt Technology Services AB	Gagnaflutningsþjónusta/ <i>Data transmission services</i>
Dalaveitur ehf.	Rekstur fastlínu fjarskiptanets/ <i>Operation of fixed electronic communications network</i>
DataBox ehf.	Talsímaþjónusta og fjarskiptanet/ <i>Voice telephony and network</i>
Datacell ehf.	Gagnaflutningsþjónusta/ <i>Data transmission services</i>
Davið og Gólfat ehf.	Talsíma- og gagnaflutningsþjónusta/ <i>Voice telephony and data transmission</i>
DCN Hub ehf.	Farsíma- og gagnaflutningsþjónusta/ <i>Mobile and data transmission services</i>

DVD-Margmiðlun ehf.	Rekstur breiðbandskerfis fyrir útvarpsdreifingu/ <i>Broadcast cable network</i>
Equant á Islandi ehf.	Gagnaflutningsþjónusta/ <i>Data transmission service</i>
Eyja- og Miklaholts- hreppur	Rekstur fastlínu fjarskiptanets/ <i>Fixed data transmission network</i>
Factor ehf.	Gagnaflutningsnet- og gagnaflutningsþjónusta/ <i>Data transmission and service</i>
Farice ehf.	Sæstrengur/ <i>Submarine cable</i>
Feris ehf.	Gagnaflutningsþjónusta/ <i>Data transmission service</i>
Fjarskiptafélag Mývanssveitar ehf.	Gagnaflutningsþjónusta um fastanet/ <i>Data transmission service via fixed electronic communication network</i>
Fjarskiptafélag Skagabyggðar	Gagnaflutningsnet/ <i>Data transmission network</i>
Fjarskiptafélag Skeiða- og Gnúpverjahrepps ehf.	Gagnaflutningsnet/ <i>Data transmission network</i>
Fjarskiptafélag Svalbarðshrepps ehf.	Rekstur fastlínu fjarskiptanets/ <i>Operation of fixed electronic communications network</i>
Fjarskipti hf.	Talsímaþjónusta, farsímaþjónusta, gagnaflutningsþjónusta og fjarskiptanet/ <i>Voice telephony, mobile, data transmission and network</i>
Fjölnet ehf.	Talsíma-, gagnaflutningsþjónusta og fjarskiptanet/ <i>Voice telephony, data transmission and network</i>
Fónn ehf.	Talsíma-, gagnaflutningsþjónusta og fjarskiptanet/ <i>Voice telephony, data transmission and network</i>
Gagnaveitan ehf.	Fjarskiptaþjónusta/ <i>Electronic communication services</i>
Gagnaveita Helgafellssveitar	Rekstur fastlínu fjarskiptanets/ <i>Operation of fixed electronic communication network</i>
Gagnaveita Hornafjarðar ehf.	Fjarskiptanet/ <i>Electronic communication networks</i>
Gagnaveita Reykjavíkur ehf.	Gagnaflutningsnet og -þjónusta/ <i>Data transmission and service</i>
Gagnaveita Suðurlands ehf.	Gagnaflutningsþjónusta/ <i>Data transmission service</i>
GlobalCall ehf.	Talsímaþjónusta/ <i>Voice telephony</i>
Global Mission Network ehf.	Hljóðvarps- og/eða sjónvarpsdreifing/ <i>Transmission of radio and/or television signals</i>
Halló ehf.	Upplýsingaþjónusta um símanúmer/ <i>Directory enquiry service</i>
Hátíðni hf.	Talsíma-, gagnaflutningsþjónusta og fjarskiptanet/ <i>Voice telephony, data transmission and network</i>
Hitaveita Tálknafjarðarhrepps	Gagnaflutningsþjónusta um fastanet/ <i>Data transmission network</i>

Hópkaup ehf.	Upplýsingaþjónusta um símanúmer/ <i>Directory enquiry service</i>
Hótel Laki ehf.	Rekstur fastlínu fjarskiptanets/ <i>Operation of fixed electronic communication network</i>
Hringdu ehf.	Talsíma- og gagnaflutningsþjónusta/ <i>Voice telephony and data transmission service</i>
Hringiðan ehf./Vortex Inc.	Talsíma-, gagnaflutningsþjónusta og fjarskiptanet/ <i>Voice telephony, data transmission and network</i>
Hvalfjarðarsveit	Fjarskiptanet/ <i>Electronic communication networks</i>
Icelandair ehf.	Fjarskiptanet/ <i>Network</i>
IMC Ísland ehf.	DCS 1800 farsímaþjónusta/ <i>Mobile DSC 1800</i>
Internet á Íslandi hf.	Fjarskiptanet, talsíma- og gagnaflutningsþjónusta/ <i>Network, voice telephony and data transmission</i>
IRJA ehf.	Gagnaflutningsþjónusta/ <i>Data transmission</i>
Isavia ehf.	Talþjónusta við flugvélar og rekstur fastlínu fjarskiptakerfis/ <i>Voice transmission service for aircrafts and operation of fixed electronic communication network</i>
Já hf.	Útgáfa síma- og vistfangaskrár. Upplýsingaþjónusta um símanúmer/ <i>Publication of directories, directory enquiry service</i>
Kukl ehf.	Talsíma-, gagnaflutningsþjónusta og fjarskiptanet/ <i>Voice telephony, data transmission and network</i>
Landhelgisgæsla Íslands	Rekstur og útleiga NATO ljósleiðarastrengs/ <i>Management and lease of NATO's optical fibre network</i>
Leiðarljós ehf.	Rekstur fastlínu fjarskiptanets/ <i>Operation of fixed electronic communications network</i>
Level 3 Communications Iceland ehf.	Rekstur fjarskiptanets og gagnaflutningsþjónustu/ <i>Operation of fixed electronic communication network and data transmission service</i>
Lindin, kristilegt útvarp	Hljóðvarps- og/eða sjónvarpsdreifing/ <i>Transmission of radio and television signals</i>
LÍF í Mýrdal ehf.	Rekstur fastlínu fjarskiptanets/ <i>Fixed data transmission network</i>
Ljós og gagnaleidari ehf.	Gagnaflutningsnet/ <i>Data transmission network</i>
Ljósfesti ehf.	Rekstur fastlínu fjarskiptanets/ <i>Operation of fixed electronic communication network</i>
Loki Telecom ehf.	Rekstur fastlínu- og þráðlauss fjarskiptanets, gagnaflutningsþjónusta um þráðlaus og fastanet og hljóðvarps og/eða sjónvarpsdreifing <i>Operation of fixed and wireless electronic communication networks, data transmission via fixed and wireless electronic communications networks</i>

Magnavík ehf.	Gagnaflutningsþjónusta/ <i>Data transmission service</i>
Martölvan ehf.	Talsíma, gagnaflutningsþjónusta og fjarskiptanet/ <i>Voice telephony, data transmission and network</i>
Míla ehf.	Fjarskiptanet/ <i>Network</i>
Mobiweb Telecom Limited	Farsímaþjónusta/ <i>Mobile service</i>
Nepal hugbúnaður	Gagnaflutningsþjónusta og þráðlaust fjarskiptanet/ <i>Data transmission service and wireless data transmission</i>
Neyðarlínan hf.	Talsímaþjónusta/neyðarsímsvörun/ <i>Voice telephony - emergency service</i>
Nordic Networks ehf.	Sæstrengur og gagnaflutningsþjónusta/ <i>Submarine cable and data transmission service</i>
Nextgen Mobile Ltd.	Farsíma- og gagnaflutningsþjónusta/ <i>Mobile and data transmission service</i>
Nova ehf.	Talsíma- og gagnaflutningsþjónusta/ <i>Voice telephony and data transmission</i>
Nýherji hf.	Gagnaflutningsþjónusta/ <i>Data transmission</i>
OnAir S.A.R.L.	Farsímaþjónusta um borð í flugvélum (MCA)/ <i>Mobile communication services on aircraft (MCA)</i>
Opex Upplýsingatækni ehf.	Talsíma- og gagnaflutningsþjónusta/ <i>Voice telephony and data transmission service</i>
Opin kerfi ehf.	Gagnaflutningsþjónusta/ <i>Data transmission service</i>
Orkufjarskipti hf.	Fjarskiptanet/ <i>Electronic communication network</i>
Radíó ehf. - Íslensk fjarskipti	Fjarskiptaþjónusta/ <i>Telecommunication service</i>
Radíóvík ehf.	Rekstur kapalkerfis/ <i>Cable network</i>
Rafey ehf.	Rekstur fastlínu fjarskiptanets/ <i>Operation of wireless electronic communication network</i>
Rangárljós	Rekstur fastlínu fjarskiptanets/ <i>Operation of fixed electronic communication network</i>
Rekstrarráðgjöf og bókhald ehf.	Gagnaflutningsþjónusta/ <i>Data transmission service</i>
Ríkisútvarpið ohf.	Fjarskiptaþjónusta: Hljóðvarp og sjónvarp/ <i>Transmission of radio and television signals</i>
Sensa ehf.	Gagnaflutningsþjónusta um fastanet/ <i>Data transmission service via fixed electronic communication network</i>
Símafélagið ehf.	Talsímaþjónusta og fjarskiptanet/ <i>Voice telephony and network</i>
Símaþjónustan ehf.	Talsímaþjónusta/ <i>Voice telephony</i>

Síminn hf.	Talsímaþjónusta, GSM, gagnaflutningsnet o.fl./ <i>Voice telephony, mobile, data transmission and network</i>
Sjónvarpsmiðstöðin ehf.	Gagnaflutningsþjónusta/ <i>Data transmission service</i>
Snerpa ehf.	Fjarskiptanet/ tal- og gagnaflutningsþjónusta/ <i>Network, voice telephony and data transmission</i>
Softverk ehf.	Talsíma-, gagnaflutningsþjónusta og fjarskiptanet/ <i>Voice telephony, data transmission and network</i>
SportTV ehf.	Sjónvarp, hljóðvarp og fjarskiptaþjónusta/ <i>Transmission of radio and television signals and telecommunication service</i>
Streaming Media ehf.	Rekstur þráðlauss fjarskiptanets, gagnaflutningsþjónusta um fastanet og þráðlaus net og hljóðvarps- og/eða sjónvarpsdreifing/ <i>Wireless network, fixed and wireless data transmission and transmission of radio and television signals</i>
Stykkishólmsbær	Gagnaflutningsnet/ <i>Data transmission network</i>
Sumarsól ehf.	Upplýsingaþjónusta um símanúmer/ <i>Directory enquiry service</i>
Tech Support á Íslandi ehf.	Talsímaþjónusta, gagnaflutningsþjónusta um fastanet og þráðlaus net/ <i>Voice telephony and fixed and wireless data transmission services</i>
TELE Greenland A/S	Sæstrengur/ <i>Submarine cable</i>
Tengir ehf.	Ljósleiðaranet/ <i>Fiber optical network</i>
Thor Telecom Ísland ehf.	Gagnaflutningsþjónusta um fastanet og þráðlaus net og hljóðvarps- og/eða sjónvarpsdreifing/ <i>Fixed and wireless data transmission and transmission of radio and television signals</i>
Tismi BV	Tal- og farsímaþjónusta/ <i>Voice and mobile telephony</i>
TSC ehf.	Talsíma-, gagnaflutningsþjónusta og fjarskiptanet/ <i>Voice telephony, data transmission and network</i>
Tölvu- og rafeindaþjónusta Suðurlands ehf.	Gagnaflutningsþjónusta/ <i>Data transmission service</i>
Tölvun ehf.	Gagnaflutningsnet og -þjónusta/ <i>Data transmission and service</i>
Tölvustoð ehf.	Gagnaflutningsþjónusta/ <i>Data transmission service</i>
Upplýsingatæknifélagið Omnis ehf.	Gagnaflutningsþjónusta/ <i>Data transmission service</i>
Vegagerðin	Rekstur fastlínu fjarskiptanets/ <i>Operation of fixed electronic communications network</i>
Viking Travel slf.	Rekstur þráðlauss fjarskiptanets, gagnaflutningsþjónusta um þráðlaus net og talsíma- og farsímaþjónusta/ <i>Wireless network, wireless data transmission and voice and mobile telephony</i>

Þekking - Tristan hf.	Gagnaflutningsnet og -þjónusta/ <i>Data transmission and service</i>
Þorvaldur Stefánsson	Skipaþjónustugagna- flutningur/ <i>Maritime mobile</i>
Öryggisfjarskipti ehf.	Fjarskiptaþjónusta og fjarskiptanet/TETRA/ <i>Telecommunication service and network / TETRA</i>